



German quality you can trust



Built-in Appliances 2020

Power your kitchen

 **BLAUPUNKT**
BUILT-IN APPLIANCES

Exclusively Marketed in India by


Hettich





Perfectly integrated

Nowadays, people opting for a modern, new kitchen don't just expect state-of-the-art appliances, but also a harmonious overall appearance with the perfect combination of technology and design. Our Blaupunkt products offer precisely that.

Heat

Ovens	8–9
Combination steam cookers	13
Compact microwave ovens	13
Microwave ovens	14
Warming drawers	14
Hobs	18
Gas hobs	22–23
Hobs with extractor fan	26–27
Blaupunkt Multi Control	28–29

Air

Island hoods	32–35
Vertical hoods	36–37
Oblique hoods	38–39
Wall hoods	39–41
Ceiling hoods	42
Flat hoods	42

Water

A dynamic splash of water against a dark background, with droplets and bubbles visible.

Dishwasher, 60 cm, fully integrated	46
Dishwasher, 45 cm, fully integrated	46
Dishwasher, 60 cm, partially integrated	47
Compact dishwasher	47

Cold

Several clear ice cubes are shown, each covered in condensation droplets, set against a dark background.

Refrigerators	50
Refrigerator/freezer combination	50–51
Refrigerators Extra Fresh	51
Refrigerators	52
Freezer	52
Free-standing refrigerator / freezer combination	55
Blaupunkt Service	56



Heat

Blaupunkt ovens – the warm heart of your kitchen

Crispy, delicate and fresh – at the push of a button! Intuitive control concepts and well-organised display solutions produce the perfect results from your oven. And once everything has been eaten, these practical kitchen aids are self-cleaning.



Smart slider

Smart slider

An intuitive, foolproof control concept for all appliances – every setting can be perfectly selected using the Smart Slider.



Touch Control

Touch Control

Precise, innovative and particularly easy-to-use – gently pressing the Touch Control button is enough to select the desired setting.



Automatic programmes

Automatic programmes

One touch of a button away from the perfect result: our automatic programmes are equipped for virtually every ingredient. Cooking can't get any easier.



Hot air

Hot air

Thanks to optimum heat distribution, you can achieve perfect baking and frying results on up to three levels at the same time. For energy-optimised baking and frying on just one level, the Hot Air Eco function can be selected.



Pyrolytic system

Pyrolysis

At the touch of a button, high temperatures reduce all residue from baking, frying or grilling to ash. It can then be easily wiped away with a cloth.



Hydrolytic system

Hydrolysis

Easy cleaning at the push of a button: Even the most stubborn stains are removed with the help of heat and steam.

Cooking and baking

Built-in oven

5B70M 0730 IN



Output, consumption

- Voltage: 220 – 240 V
- Total connected load: 2.9 kW

Oven type, heating type

Built-in electric oven with 12 heating types:

- Conventional
- Grill
- Double grill
- Double grill with fan
- Bottom heat
- Conventional with fan
- Hot air
- Pizza mode
- Defrost
- Preheating
- ECO
- Dough proving

Design, comfort

- Control panel in black glass design
- Touch Control
- Smart Slider
- Digital display
- Quick heating
- Electronic temperature regulation from 30 °C – 250 °C
- Full glass inner door
- Metal handle
- Low window temperature
- Cooking chamber 72 l
- Double oven lighting
- Enamelled cooking chamber
- Removable oven door for easy cleaning
- Safety switch-off
- Child safety lock
- Cooling fan
- Large oven interior

Accessories

- Enamelled baking tray
- Combination grate

Dimensions H × W × D

- Appliance dimensions: 59.5 × 56.5 × 56.5 cm
- Installation dimensions: 59.0 × 56.0 × 55.0 cm
- Panel height: 96 mm



Built-in oven

5B49M 8160



Output, consumption

- Voltage: 220 – 240 V
- Total connected load: 3.6 kW

Oven type, heating type

Built-in electric oven with 12 heating types:

- Top / bottom heat
- Bottom heat
- Hot Air Eco, hot air
- Circulation grill
- Vario large area grill
- Vario small area grill
- Pizza level
- Intensive heat
- Defrosting
- Pre-heating
- Warm-keeping function

Design, comfort

- Control panel in black glass design
- Touch Control
- Smart Slider
- Digital display
- Quick heating
- Temperature recommendation
- Automatic programmes: 40 programmes
- Electronic temperature regulation from 30 °C – 275 °C
- Hydrolysis programme
- Pyrolytic self-cleaning
- Full glass inner door
- Metal handle
- Folding door, soft-close
- Very low window temperature, max. 40 °C
- Cooking chamber 71 l
- Oven lighting
- Enamelled cooking chamber
- Removable oven door for easy cleaning
- Safety switch-off
- Child safety lock, door lock in pyrolysis mode
- Cooling fan
- Large oven interior with 1-way telescopic extension

Accessories

- Enamelled baking tray, combination grate, enamelled universal pan

Dimensions H × W × D

- Appliance dimensions: 59.5 × 59.4 × 54.8 cm
- Installation dimensions: 59.5 × 56.0 × 55.0 cm
- Panel height: 96 mm



Built-in oven

5B47M 8060



Output, consumption

- Voltage: 220 – 240 V
- Total connected load: 3.6 kW

Oven type, heating type

Built-in electric oven with 7 heating types:

- Top / bottom heat
- Bottom heat
- Hot air Eco
- Hot air
- Circulation grill
- Vario large area grill
- Pizza level

Design, comfort

- Control panel in black glass design
- Fully retractable control knob
- Digital display
- Electronic clock
- Quick heating
- Temperature recommendation
- Automatic programmes: 10 programmes
- Electronic temperature regulation from 50 °C – 275 °C
- Hydrolysis programme
- Pyrolytic self-cleaning
- Full glass inner door
- Metal handle
- Folding door, soft-close
- Extremely low window temperature, max. 30 °C
- Cooking chamber capacity 71 l
- Halogen interior lighting
- Smooth oven wall
- Enamelled cooking chamber
- Removable oven door for easy cleaning
- Oven lighting
- Safety switch-off
- Child safety lock, door lock in pyrolysis mode
- Cooling fan

Accessories

- Combination grate
- Enamelled universal pan

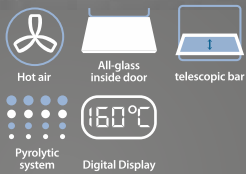
Dimensions H × W × D

- Appliance dimensions: 59.5 × 59.4 × 54.8 cm
- Installation dimensions: 59.5 × 56.0 × 55.0 cm
- Panel height: 96 mm



Built-in oven

5B36P 0250 GB

**Output, consumption**

- Voltage: 220 – 240 V
- Total connected load: 3.2 kW

Oven type, heating type

Built-in electric oven with 8 heating types:

- Top / bottom heat
- Bottom heat
- Hot air Eco
- Hot air
- Hot air-Grill
- Vario large area grill
- Vario small area grill
- Defrost function

Design, comfort

- Fully retractable control knob
- Digital display
- Electronic clock
- Quick heating
- Temperature recommendation
- Pyrolytic self-cleaning
- Full glass inner door
- Metal handle
- Cooking chamber capacity 70 l
- Smooth oven walls with suspended grates
- Enamelled cooking chamber
- Removable oven door for easy cleaning
- Oven lighting
- Safety switch-off
- Child safety lock, door lock in pyrolysis mode
- Cooling fan
- Large oven interior with 1-way telescopic extension

Accessories

- Enamelled baking tray
- Combination grate

Dimensions H x W x D

- Appliance dimensions: 59.5 x 59.5 x 57.5 cm
- Installation dimensions: 59.0 x 56.0 x 55.0 cm
- Panel height: 96 mm



Built-in oven

5B36N 0250 GB

**Output, consumption**

- Voltage: 220 – 240 V
- Total connected load: 3.0 kW

Oven type, heating type

Built-in electric oven with 8 heating types:

- Top / bottom heat
- Bottom heat
- Hot air Eco
- Hot air
- Hot air-Grill
- Vario large area grill
- Vario small area grill
- Defrost function

Design, comfort

- Fully retractable control knob
- Digital display
- Electronic clock
- Quick heating
- Temperature recommendation
- Full glass inner door
- Metal handle
- Cooking chamber capacity 70 l
- Smooth oven walls with suspended grates
- Enamelled cooking chamber
- Removable oven door for easy cleaning
- Oven lighting
- Safety switch-off
- Cooling fan
- Large oven interior with 1-way telescopic extension

Accessories

- Enamelled baking tray
- Combination grate

Dimensions H x W x D

- Appliance dimensions: 59.5 x 59.5 x 57.5 cm
- Installation dimensions: 59.0 x 56.0 x 55.0 cm
- Panel height: 96 mm



Built-in oven

5BD 36250 GB

**Output, consumption**

- Voltage: 220 – 240 V
- Total connected load: 3.5 kW

Oven type, heating type

Built-in electric oven with 7 heating types:

- Top / bottom heat
- Bottom heat
- Hot air
- Hot air grill
- Vario large area grill
- Vario small area grill
- Defrost function

Design, comfort

- Fully retractable control knobs
- Digital display
- Electronic clock
- Quick heating
- Temperature recommendation
- Full glass inner door
- Cooking chamber volume: 70 l
- Smooth oven walls with suspended grates
- Enamelled cooking chamber
- Removable oven door for easy cleaning
- Oven lighting
- Safety switch-off
- Cooling fan
- Large oven interior with 1-way telescopic extension

Accessories

- Enamelled baking tray
- Combination grate

Dimension H x W x D

- Appliance dimensions: 59.5 x 59.5 x 57.5 cm
- Installation dimensions: 59.0 x 56.0 x 55.0 cm
- Screen height 96 mm



Built-in oven

5B10N 0240 IN

**Output, consumption**

- Voltage: 220 – 240 V
- Total connected load: 2.1 kW

Oven type, heating type

Built-in electric oven with 4 heating types:

- Top heat
- Bottom heat
- Top and bottom heat
- ECO

Design, comfort

- Temperature regulation from 50 °C – 250 °C
- Full glass inner door
- Low window temperature
- Cooking chamber volume 75 l
- Smooth oven walls with suspended grates
- Metal handle
- Enamelled cooking chamber
- Removable oven door for easy cleaning
- Oven lighting
- Cooling fan
- Control lamp for operation condition

Accessories

- Enamelled baking tray
- Combination grate

Dimensions H x W x D

- Appliance dimensions: 59.5 x 59.5 x 57.5 cm
- Installation dimensions: 60.0 x 57.0 x 56.0 cm
- Panel height: 120 mm



Blaupunkt compact appliances – large Functionality in the smallest of spaces

Cooking, stewing, steaming – Blaupunkt compact appliances don't just offer a full range of functions in large kitchens, but also in the smallest of spaces, leaving enough space for cutting, seasoning and plating up.

Our space-saving multi-task appliances are true all-rounders and a smart addition to the unused recesses in larger kitchens.



Touch Control

Touch Control

Precise, innovative and particularly easy-to-use – gently pressing the Touch Control button is enough to select the desired setting.



Automatic programmes

Automatic programmes

One touch of a button away from the perfect result: our automatic programmes are prepared for virtually every ingredient. Cooking can't get any easier.



Combined operations

Combined operation

True all-rounders – our combination appliances: The little genius combines oven and microwave functions. This true multi-tasking talent can additionally be used for steam-cooking.



Steam food

Steam-cooking

Cooking with hot steam preserves the food and promises maximum enjoyment as well as healthy cooking.



Hot air

Hot air

Thanks to optimum heat distribution, you can achieve perfect baking and frying results on up to three levels at the same time. For energy-optimised baking and frying on just one level, the Hot Air Eco function can be selected.




Heat



Cooking and baking

Combination steam cooker

5KD 94190 GB



Output, consumption

- Voltage: 220 – 230 V
- Total connected load: 3.3 kW
- 900 W Microwave
- Grill output: 1,200 W / hot air output: 1,750 W
- Steam cooker output: 1,500 W
- Hot air

Oven type, heating type

- Heating types: hot air, circulation grill, area grill, microwave, combined operation, steam function
- 5 output levels: 900 W, 700 W, 450 W, 300 W, 100 W
- Maximum temperature circulation / hot air: 230 °C
- Maximum temperature circulation grill: 180 °C
- Maximum temperature steam cooker: 100 °C
- Maximum temperature steam cooker / hot air: 230 °C

Design, comfort

- 34 l stainless steel cooking chamber
- 1 l water tank volume for steam cooking function
- Metal handle
- Folding door
- Control panel made of glass
- Digital display
- Digital clock with day display
- All heating types can be used separately and in combination
- User-friendly electronics with touch control
- 10 defrost / cooking programmes with automatic weight adjustment
- Cook control – 80 automatic programmes
- Child protection

Accessories

- Glass pan
- Combination grate


Dimensions H × W × D

- Appliance dimensions: 45.4 × 59.5 × 52.5 cm
- Installation dimensions: 45.0 × 56.0 × 55.0 cm
- Panel height 96 mm



Combination steam cooker

5KD 94150 GB



Output, consumption

- Voltage: 220 – 230 V
- Total connected load: 3.3 kW
- 900 W Microwave
- Grill output: 1,200 W / hot air output: 1,750 W
- Steam cooker output: 1,500 W
- Hot air

Oven type, heating type

- Heating types: hot air, circulation grill, area grill, microwave, combined operation, steam function
- 5 output levels: 900 W, 700 W, 450 W, 300 W, 100 W
- Maximum temperature circulation / hot air: 230 °C
- Maximum temperature circulation grill: 180 °C
- Maximum temperature steam cooker: 100 °C
- Maximum temperature steam cooker / hot air: 230 °C

Design, comfort

- 34 l stainless steel cooking chamber
- 1 l water tank volume for steam cooking function
- Metal handle
- Folding door
- Control panel made of glass and stainless steel
- Digital display / digital clock with day display
- All heating types can be used separately and in combination
- User-friendly electronics with touch control
- 10 defrost / cooking programmes with automatic weight adjustment
- Cook control – 80 automatic programmes
- Child protection

Accessories

- Glass pan
- Combination grate

Dimensions H × W × D

- Appliance dimensions: 45.4 × 59.5 × 52.5 cm
- Installation dimensions: 45.0 × 56.0 × 55.0 cm
- Panel height 96 mm



Built-in compact microwave oven

5MA 46910 GB



Output, consumption

- Voltage: 220 – 230 V
- Total connected load: 3.5 kW
- 900 W Microwave
- Grill output: 1,750 W / hot air output: 1,750 W
- Hot air

Oven type, heating type

- Heating types: Combination microwave, grill, hot air, hot air grill, microwave, pizza level
- 5 output levels: 900 W, 700 W, 450 W, 300 W, 100 W
- Maximum temperature circulation / hot air: 230 °C
- Maximum temperature circulation grill: 230 °C

Design, comfort

- 44 l stainless steel cooking chamber
- Metal handle
- Folding door
- Control panel made of glass and stainless steel
- Digital display
- Digital clock with day display
- All heating types can be used separately and in combination
- User-friendly electronics with touch control
- 20 defrost / cooking programmes with automatic weight adjustment
- Cook control – 13 automatic programmes
- Child protection

Accessories

- Enamelled turntable
- Combination grate, large
- Combination grate, small

Dimensions H × W × D

- Appliance dimensions: 45.4 × 59.5 × 54.8 cm
- Installation dimensions: 45.0 × 56.0 × 55.0 cm
- Panel height: 96 mm



Built-in compact microwave oven

5MA 46510 GB



Output, consumption

- Voltage: 220 – 230 V
- Total connected load: 3.5 kW
- 900 W Microwave
- Grill output: 1,750 W / hot air output: 1,750 W
- Hot air

Oven type, heating type

- Heating types: Combination microwave, grill, hot air, hot air grill, microwave, pizza level
- 5 output levels: 900 W, 700 W, 450 W, 300 W, 100 W
- Maximum temperature circulation / hot air: 230 °C
- Maximum temperature circulation grill: 230 °C

Design, comfort

- 44 l stainless steel cooking chamber
- Metal handle
- Folding door
- Control panel made of glass and stainless steel
- Digital display
- Digital clock with day display
- All heating types can be used separately and in combination
- User-friendly electronics with touch control
- 20 defrost / cooking programmes with automatic weight adjustment
- Cook control – 13 automatic programmes
- Child protection

Accessories

- Enamelled turntable
- Combination grate, large
- Combination grate, small

Dimensions H × W × D

- Appliance dimensions: 45.4 × 59.5 × 54.8 cm
- Installation dimensions: 45.0 × 56.0 × 55.0 cm
- Panel height 96 mm



Cooking and baking

Built-in microwave

5MG 16199 GB



Output, consumption

- Voltage: 220 – 230 V
- Connected load: 2.45 kW
- 900 W Microwave
- Grill output: 1000 W

Design, comfort

- Built-in appliance for a 60 cm wide tall cupboard
- Heating types: microwave, grill, combined microwave and grill
- Control panel made of glass
- Easy-to-use electronics
- 5 output levels: 900 W, 600 W, 360 W, 180 W, 90 W
- Programmes mode for 8 programmes
- Automatic weight adjustment for defrost programmes
- Digital display
- Digital clock with day display
- 25 l stainless steel cooking chamber
- Cooking chamber lighting
- 31.5 cm glass turntable
- Child protection
- Door hinged on the left

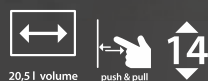

Dimension H x W x D

- Appliance dimensions: 38.2 x 59.4 x 40.3 cm
- Installation dimensions: 35.7 x 56.0 x 38.3 cm



Warming drawer

5WS 16400



Output, consumption

- Voltage: 220 – 240 V
- Total connected load: 0.4 kW

Oven type, heating type

- Heating by fan heater
- Temperature regulation in 3 levels: from 30 °C – 80 °C
- 20.5 l interior volume
- Rotary switch on inside

Design, comfort

- Black glass front
- Opens without handles by push & pull
- Telescopic full extension
- Anti-slip mat
- Dish pre-heating
- Keeping warm of food
- Defrosting of frozen food
- Load capacity 15 kg


Dimension H x W x D

- Appliance dimensions: 14.0 x 59.4 x 54.2 cm
- Installation dimensions: 14.0 x 56.0 – 56.8 cm x 55.0 cm



Warming drawer

5WS 16401



Output, consumption

- Voltage: 220 – 240 V
- Total connected load: 0.4 kW

Oven type, heating type

- Heating by fan heater
- Temperature regulation in 3 levels: from 30 °C – 80 °C
- 20.5 l interior volume
- Rotary switch on inside

Design, comfort

- Black glass front with stainless steel screen
- Opens without handles by push & pull
- Telescopic full extension
- Anti-slip mat
- Dish pre-heating
- Food warm-keeping function
- Defrosting of frozen food
- Load capacity 15 kg

Dimension H x W x D

- Appliance dimensions: 14.0 x 59.4 x 54.2 cm
- Installation dimensions: 14.0 x 56.0 – 56.8 cm x 55.0 cm







Blaupunkt hobs – heat in a nutshell

Not all heat is alike. Sometimes, you need to increase the temperature quickly – a short burst of heat to brown the food to perfection. Other times, you need time – uniform heat for gentle cooking.



Touch Control

Touch Control

Precise, innovative and particularly easy-to-use – gently pressing the Touch Control button is enough to select the desired setting.



Induction

Induction

Immediately hot, immediately cold, and nothing gets burnt. The bottom of the pot is heated directly by the induction coil. The heat is only produced where it is required. This means short heating times, a higher level of safety, and significantly less energy consumption.

Combi
induction

Combi induction

Two induction cooking zones can be combined to make one single cooking zone, making it possible to use very large pots and pans. Of course, both of these large cooking zones can also be used separately.



Boost function

Boost function

No lengthy pre-heating – with the Boost function, the desired cooking temperature can be reached at lightning speed.



multi control

Multi Control

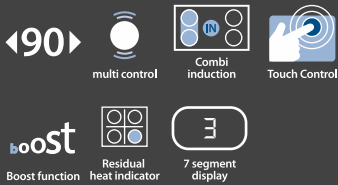

The extractor fan hood and hob are intelligently interconnected. The function of the extractor fan hood can be controlled separately via the control panel on the hob, and automatically adjusts the fan output in line with the amount of heat generated.

Heat

Cooking and baking

Stand-alone hob, combi induction

5II 94250



Output, consumption

- Voltage: 220 – 240 V
- Total connected load: 7.4 kW
- 4 induction cooking zones with booster:
- 4 cooking zones Ø 18 × 22 cm
- 2 cooking zones 2.1 kW (3 kW)
- 2 cooking zones 1.6 kW (1.85 kW)

Design, comfort

- Frameless combi induction
- Multi Control
- Touch Control
- Boost function for all induction cooking zones
- Electronic control in 10 power levels
- Digital display of cooking levels
- 7-segment LED display
- Residual heat display for each cooking zone
- Pot detection
- Child protection
- Timer
- Countdown function
- 2 × bridging function
- Flexible linking: Two 22 cm cooking zones each can be combined into one cooking zone
- Flush-mounted installation possible

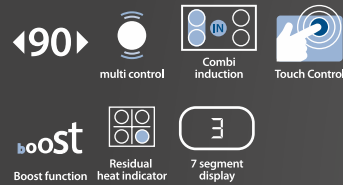
Dimension H × W × D

- Appliance dimensions: 5.7 × 87.0 × 38.0 cm
- Installation dimensions: 5.2 × 82.5 × 34.5 cm



Stand-alone hob Combi induction

5II 94290



Output, consumption

- Voltage: 220 – 240 V
- Total connected load: 11.1 kW
- 5 induction cooking zones with booster:
- 2 cooking zones Ø 18 × 22 cm, 2.1 kW (3 kW)
- 2 cooking zones Ø 18 × 22 cm, 1.6 kW (1.85 kW)
- 1 cooking zone Ø 26 cm, 2.6 kW (3 kW)

Design, comfort

- Frameless combi induction
- Multi Control
- Touch Control
- Boost function for all induction cooking zones
- Digital display of cooking levels
- Electronic control in 10 power levels
- 7-segment LED display
- Residual heat display for each cooking zone
- Pot detection
- Child lock
- Timer
- Countdown function
- 2 × bridging function
- Flexible linking: Every two 22 cm cooking zones can be combined to make one single cooking zone
- Flush-mounted installation possible

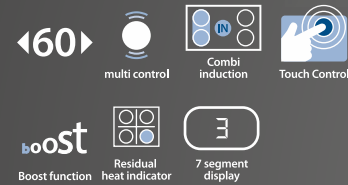
Dimensions H × W × D

- Appliance dimensions: 6.6 × 90 × 52 cm
- Installation dimensions: 6.1 × 86.5 × 48.5 cm



Stand-alone hob, induction

5IE 64251



Output, consumption

- Voltage: 220 – 240 V
- Total connected load: 7.4 kW
- 4 induction cooking zones with booster:
- 2 cooking zones Ø 16 cm, 1.2 kW (1.4 kW)
- 2 cooking zones Ø 20 cm, 2.3 kW (3 kW)

Design, comfort

- Frameless
- Multi Control
- Touch Control
- Boost function for all induction cooking zones
- Electronic control in 10 power levels
- Digital display of cooking levels
- 7-segment LED display
- Residual heat display
- Pot detection
- Child protection
- Timer
- Countdown function
- Flush-mounted installation possible

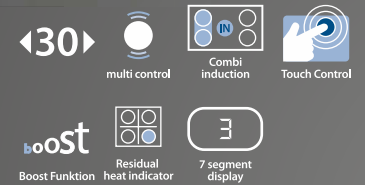
Dimension H × W × D

- Appliance dimensions: 5.7 × 59.0 × 52.0 cm
- Installation dimensions: 5.2 × 56.0 × 49.0 cm



Stand-alone hob, induction

5IZ 34290



Output, consumption

- Voltage: 220 – 240 V
- Total connected load: 3.7 kW
- 2 induction cooking zones with booster:
- 1 cooking zone Ø 16 cm, 1.2 kW (1.4 kW)
- 1 cooking zone Ø 20 cm, 2.3 kW (3 kW)

Design, comfort

- Frameless
- Multi Control
- Touch Control
- Boost function for all induction cooking zones
- Electronic control in 10 power levels
- Digital display of cooking levels
- 7-segment LED display
- Residual heat display
- Pot detection
- Child protection
- Timer
- Countdown function
- Flush-mounted installation possible

Dimensions H × W × D

- Appliance dimensions: 6.0 × 30 × 52 cm
- Installation dimensions: 5.5 × 27.5 × 49.4 cm



Griddle made from cast iron


5Z 99GP01



It's every barbecue fan's dream: outside it's raining, snowing or stormy – but they can still fulfil their passion inside. The new griddle gives steaks, fish and vegetables the same flavour that everyone recognises from open air barbecue season.

That outdoor feeling, indoors

The angular shape of the Blaupunkt griddle pan means there is ample space for grilling several pieces of meat or sausages. The leftover fat from the grilling process runs into the grooves intended for this exact purpose, enabling food to be prepared with less fat. Thanks to the patented non-stick coating, the food can be turned effortlessly, without leaving any residue. The cast iron griddle, suitable for induction, ceramic and gas hobs, can easily be washed by hand, making it quickly ready for the next indoor barbecue.



Cooking and baking




Heat

Blaupunkt gas hobs – heat in its original form

Adjust the temperature in the blink of an eye –
cooking on an open flame is direct, emotional and –
thanks to modern technology – also completely safe.
A Blaupunkt gas hob is a head-turner in the kitchen
and provides a professional cooking experience.






Cooking and baking

Gas hob

5GH 35BB190



◀30▶

Output, consumption

- Connected load, gas: 4.5 kW
- Brass Burner with 1 cooking area
- Middle brass burner: 4.5 kW
- Voltage: 220–240 V
- Frequency: 50–60 Hz

Design, comfort

- Black Glass, Cast Iron
- Front control knob (black knob)
- Electrical spoke spark ignition controllable with one hand
- Protection against unintentional escape of gas (thermoelectric safety pilot)
- Preset to LPG
- Can be converted to Natrul Gas / NG nozzle is not included in the package but can be purchased as an accessory part
- Connection cable 1.5 m

Dimension H × W × D

- Appliance dimensions: 8.07 × 30.0 × 51.0 cm
- Cut out dimensions: 28.0 × 49.0 cm



Gas hob

5GH 65BB390



◀60▶

Output, consumption

- Connected load, gas: 8.25 kW
- Brass Burner with 3 cooking areas
- Left front brass burner: 4.5 kW
- Right front brass burner: 2.0 kW
- Right rear brass burner: 1.75 kW
- Voltage: 220–240 V
- Frequency: 50–60 Hz

Design, comfort

- Black Glass, Cast Iron
- Front control knob (black knob)
- Electrical spoke spark ignition controllable with one hand
- Protection against unintentional escape of gas (thermoelectric safety pilot)
- Present to LPG
- Can be converted to Natrul Gas / NG nozzle is not included in the package but can be purchased as an accessory part
- Connection cable 1.5 m

Dimension H × W × D

- Appliance dimensions: 8.07 × 59.0 × 51.0 cm
- Cut out dimensions: 56.0 × 49.0 cm



Gas hob

5GH 65BB490



◀60▶

Output, consumption

- Connected load, gas: 9.25 kW
- Brass Burner with 4 cooking areas
- Left front brass burner: 4.5 kW
- Left rear brass burner: 2.0 kW
- Right front brass burner: 1.0 kW
- Right rear brass burner: 1.75 kW
- Voltage: 220–240 V
- Frequency: 50–60 Hz

Design, comfort

- Black Glass, Cast Iron
- Front control knob (black knob)
- Electrical spoke spark ignition controllable with one hand
- Protection against unintentional escape of gas (thermoelectric safety pilot)
- Present to LPG
- Can be converted to Natrul Gas / NG nozzle is not included in the package but can be purchased as an accessory part
- Connection cable 1.5 m

Dimension H × W × D

- Appliance dimensions: 8.07 × 59.0 × 51.0 cm
- Cut out dimensions: 56.0 × 49.0 cm



Gas hob

5GH 75BB390



◀77▶

Output, consumption

- Connected load, gas: 8.25 kW
- Brass Burner with 3 cooking areas
- Left front brass burner: 4.5 kW
- Right front brass burner: 2.0 kW
- Middle rear brass burner: 1.75 kW
- Voltage: 220–240 V
- Frequency: 50–60 Hz

Design, comfort

- Black Glass, Cast Iron
- Front control knob (black knob)
- Electrical spoke spark ignition controllable with one hand
- Protection against unintentional escape of gas (thermoelectric safety pilot)
- Present to LPG
- Can be converted to Natrul Gas / NG nozzle is not included in the package but can be purchased as an accessory part
- Connection cable 1.5 m

Dimension H × W × D

- Appliance dimensions: 8.07 × 77.0 × 51.0 cm
- Cut out dimensions: 73.0 × 49.0 cm



Gas hob

5GH 75BB490



◀77▶

Output, consumption

- Connected load, gas: 9.25 kW
- Brass Burner with 4 cooking areas
- Left front brass burner: 4.5 kW
- Right front brass burner: 2.0 kW
- Middle front brass burner: 1.0 kW
- Middle rear brass burner: 1.75 kW
- Voltage: 220–240 V
- Frequency: 50–60 Hz

Design, comfort

- Black Glass, Cast Iron
- Front control knob (black knob)
- Electrical spoke spark ignition controllable with one hand
- Protection against unintentional escape of gas (thermoelectric safety pilot)
- Present to LPG
- Can be converted to Natrul Gas /NG nozzle is not included in the package but can be purchased as an accessory part
- Connection cable 1.5 m

Dimension H × W × D

- Appliance dimensions: 8.07 × 77.0 × 51.0 cm
- Cut out dimensions: 73.0 × 49.0 cm



Gas hob

5GH 85BB390



◀86▶

Output, consumption

- Connected load, gas: 10.75 kW
- Brass burner with 3 cooking areas
- Left front brass burner: 4.5 kW
- Right front brass burner: 4.5 kW
- Middle rear brass burner: 1.75 kW
- Voltage: 220–240 V
- Frequency: 50–60 Hz

Design, comfort

- Black Glass, Cast Iron
- Front control knob (black knob)
- Electrical spoke spark ignition controllable with one hand
- Protection against unintentional escape of gas (thermoelectric safety pilot)
- Present to LPG
- Can be converted to Natrul Gas /NG nozzle is not included in the package but can be purchased as an accessory part
- Connection cable 1.5 m

Dimension H × W × D

- Appliance dimensions: 8.07 × 86.0 × 51.0 cm
- Cut out dimensions: 73.0 × 49.0 cm



Gas hob

5GH 85BB490



◀86▶

Output, consumption

- Connected load, gas: 9.25 kW
- Brass Burner with 4 cooking areas
- Left front brass burner: 4.5 kW
- Right front brass burner: 2.0 kW
- Middle front brass burner: 1.0 kW
- Middle rear brass burner: 1.75 kW
- Voltage: 220–240 V
- Frequency: 50–60 Hz

Design, comfort

- Black Glass, Cast Iron
- Front control knob (black knob)
- Electrical spoke spark ignition controllable with one hand
- Protection against unintentional escape of gas (thermoelectric safety pilot)
- Present to LPG
- Can be converted to Natrul Gas /NG nozzle is not included in the package but can be purchased as an accessory part
- Connection cable 1.5 m

Dimension H × W × D

- Appliance dimensions: 8.07 × 86.0 × 51.0 cm
- Cut out dimensions: 73.0 × 49.0 cm



Gas hob

5GH 85BB590



◀86▶

Output, consumption

- Connected load, gas: 11.25 kW
- Brass Burner with 5 cooking areas
- Left front brass burner: 1.0 kW
- Left rear brass burner: 2.0 kW
- Right front brass burner: 2.0 kW
- Right rear brass burner: 1.75 kW
- Middle front brass burner: 4.5 kW
- Voltage: 220–240 V
- Frequency: 50–60 Hz

Design, comfort

- Black Glass, Cast Iron
- Front control knob (black knob)
- Electrical spoke spark ignition controllable with one hand
- Protection against unintentional escape of gas (thermoelectric safety pilot)
- Present to LPG
- Can be converted to Natrul Gas /NG nozzle is not included in the package but can be purchased as an accessory part
- Connection cable 1.5 m

Dimension H × W × D

- Appliance dimensions: 8.07 × 86.0 × 51.0 cm
- Cut out dimensions: 73.0 × 49.0 cm



Heat Air



Blaupunkt hobs with extractor fan – a clear view into the kitchen

The modern extractor fan solution offers one thing above all – greater freedom: An unobstructed view, because the fumes are extracted exactly where they are created. Odour-free cooking and greater kitchen design freedom.

High-quality filtration systems create nothing but fresh air, and are powerful and quiet in the process. The perfect combination of heat and air in one appliance.



Smart slider

Smart Slider

An intuitive, foolproof control concept for all appliances – every setting is perfectly selected via the Smart Slider.



Touch Control

Touch Control

Precise, innovative and particularly easy-to-use – gently pressing the Touch Control button is enough to select the desired setting.



Induction

Induction

Immediately hot, immediately cold, and nothing burns on. The base of the pot is directly heated by the induction coil. The heat is only produced where it is needed. This means short cooking times, a greater level of safety and significantly less energy consumption.



Combi induction

Combi induction

Two induction cooking zones can be combined to make one single cooking zone, making it possible to use very large pots and pans. Of course, both of these large cooking zones can also be used separately.

Hobs with extractor fan

Stand-alone hob, induction with integrated extractor fan

5IX 99290



Output, consumption

Hob

- Voltage: 220 – 240 V
- Total connected load: 8.8 kW
- 4 induction cooking zones with booster:
- 4 cooking zones Ø 22 cm, 2.1 kW (3.7 kW)

Design, comfort

- Frameless
- Touch control with Smart Slider
- Boost function for all induction cooking zones
- Electronic control in 10 power levels
- Main switch for hob and extractor fan
- Toggle function with fixed temperatures (40 °C, 70 °C und 98 °C)
- Cooking Chef Mode, Pause and Recall
- Residual heat display
- Pot detection
- Child lock
- Timer
- Countdown function
- 2 x bridging function
- Flush-mounted installation possible

Dimensions H x W x D

- Appliance dimensions: 82.7 – 98.2 x 90 x 53 cm
- Installation dimensions: 5.8 x 86.2 x 49.5 cm

Planning information:

- Air outlet / exhaust air duct to the left
- It is not possible to plan in dishwashers, underframe coolers, base drawers, etc. in the exhaust air routing area
- For the circulation variant, it is not possible to plan in dishwashers, underframe coolers, base drawers, etc. directly on the left side
- Min. cabinet width 900 mm
- Worktop depth min. 600 mm (correspondingly deeper for the planning of recess panelling)
- Base height min. 100 mm

Output, consumption

Extractor fan

- Voltage: 220 – 240 V
- Total connected load: 165 W
- Average power consumption: 30.8 kWh / year
- Noise min. / max. normal level / intensive level: min 45 dB(A) max. 65 dB(A) max. 70 dB(A)
- Powerful suction

Design, comfort

- Electronic opening of the extractor fan
- Glass ceramic, black
- Suitable for installation in a kitchenette or kitchen island
- Optional extraction or circulation mode (for circulation mode a carbon filter is required)
- 6-level fan output controllable via Touch Control with 7-segment LED display
- 5 power levels + 1 intensive level
- Intensive level with automatic reset for extraction mode
- Automatic three-level blower overrun of 5 / 10 and 20 minutes with LED display
- Metallic grease filter and carbon filter saturation indicator via LED warning light
- For the cleaning / emptying of metallic filters and water collection vessels, the appliance automatically blocks after 40 hours of operation
- Automatic overrun for circulation mode
- Water collection tank: 0.75 litre capacity
- Powerful and quiet blower
- Metallic grease filter, dishwasher-safe

Stand-alone hob, induction with integrated extractor fan

5IX 94290



Output, consumption

Hob

- Voltage: 220 – 240 V
- Total connected load: 7.4 kW
- 4 induction cooking zones with booster:
- 2 cooking zones Ø 16cm, 1.2 kW (1.4 kW power function)
- 2 cooking zones Ø 20cm, 2.3 kW (3 kW power function)

Design, comfort

- Frameless
- Touch Control
- Boost function for all induction cooking zones
- Electronic control in 10 power levels
- Main switch for hob and flue
- 7-segment LED display
- Residual heat display
- Pot detection
- Child lock
- Timer
- Countdown function
- Flush-mounted installation possible

Dimensions H x W x D

- Appliance dimensions: 82.7 – 98.2 x 90 x 53 cm
- Installation dimensions: 5.8 x 86.2 x 49.5 cm

Planning information:

- Air outlet / exhaust air duct to the left
- It is not possible to plan in dishwashers, underframe coolers, base drawers, etc. in the exhaust air routing area
- For the circulation variant, it is not possible to plan in dishwashers, underframe coolers, base drawers, etc. directly on the left side
- Min. cabinet width 900 mm
- Worktop depth min. 600 mm (correspondingly deeper when planning in niche panelling)
- Base height min. 100 mm

Output, consumption

Extractor fan

- Voltage: 220 – 240 V
- Total connected load: 165 W
- Average power consumption: 30.8 kWh / year
- Noise min. / max. normal level / intensive level: min 45 dB(A) max. 65 dB(A) max. 70 dB(A)
- Powerful suction


Design, comfort

- Electronic opening of the extractor fan
- Glass ceramic, black
- Suitable for installation in a kitchenette or kitchen island
- Optional extraction or circulation mode (for circulation mode a carbon filter is required)
- 6-level fan output controllable via Touch Control with 7-segment LED display
- 5 power levels + 1 intensive level
- Intensive level with automatic reset for extraction mode
- Automatic three-level blower overrun of 5 / 10 and 20 minutes with LED display
- Metallic grease filter and carbon filter saturation indicator via LED warning light
- For the cleaning / emptying of metallic filters and water collection tanks, the appliance automatically blocks after 40 hours of operation
- Automatic overrun for circulation mode
- Water collection tank: 0.75 litre capacity
- Powerful and quiet blower
- Metallic grease filter, dishwasher-safe



Stand-alone hob, induction with integrated extractor fan

5IX 92290



Output, consumption

Hob

- Voltage: 220 – 240 V
- Total connected load: 7.4 kW
- 4 induction cooking zones with booster:
- 2 cooking zones Ø 16 cm, 1.2 kW (1.4 kW power function)
- 2 cooking zones Ø 20 cm, 2.3 kW (3 kW power function)

Design, comfort

- Frameless
- Touch Control
- Boost function for all induction cooking zones
- Electronic control in 10 power levels
- Main switch for hob and flue
- 7-segment LED display
- Residual heat display
- Pot detection
- Child lock
- Timer
- Countdown function
- Flush-mounted installation possible

Dimensions H x W x D

- Appliance dimensions: 82.0 – 98.2 x 90.0 x 53.0 cm
- Installation dimensions: 16.0 – 16.4 x 81.0 x 50.0 cm

Planning information:

- Air outlet / exhaust air duct to the left
- It is not possible to plan in dishwashers, underframe coolers, base drawers, etc. in the exhaust air routing area
- For the circulation variant, it is not possible to plan in dishwashers, underframe coolers, base drawers, etc. directly on the left side
- Min. cabinet width 900 mm
- Worktop depth min. 600 mm (correspondingly deeper for the planning of recess panelling)
- Base height min. 100 mm



Now with high-quality aluminium grille

Output, consumption

Extractor fan

- Voltage: 220 – 240 V
- Total connected load: 160 W
- Average power consumption: 36.6 kWh / year
- Noise min. / max. normal level / intensive level: min 47 dB(A) max. 65 dB(A) max. 70 dB(A)
- Powerful suction

Design, comfort

- Glass ceramic, black
- Suitable for installation in a kitchenette or kitchen island
- Optional extraction or circulation mode (for circulation mode a carbon filter is required)
- 6-level fan output controllable via Touch Control with 7-segment LED display
- 5 power levels + 1 intensive level
- Intensive level with automatic reset for extraction mode
- Automatic three-level bower overrun of 5 / 10 and 20 minutes with LED display
- Metallic grease filter and carbon filter saturation indicator via LED warning light
- For the cleaning / emptying of metallic filters and water collection tanks, the appliance automatically blocks after 40 hours of operation
- Automatic overrun for circulation mode
- Water collection tank: 0.75 litre capacity
- Powerful and quiet blower
- Metallic grease filter, dishwasher-safe



Here you can find all information about our downdraft hob extractors



FASTER – MORE EFFICIENT EXTRACTION – FRESHER AIR

The downwards extraction ensures that cooking fumes don't spread across the room and are filtered directly.



BETTER PLACEMENT – CAREFREE COOKING

The intelligent fusion of hob and extractor fan makes good use of the unfavourable unit positioning at head height. You get a clear view thanks to the direct extraction of the steam.



QUALITY FROM SELECTION TO WORKMANSHIP

Functionality and durability are achieved through the use of high-quality materials and precise workmanship.



MORE ACCESSIBLE – EASIER TO CLEAN

The filter technology ensures excellent absorption of moisture. For cleaning, the filter can be obtained from above in a simple and practical manner, saving you from time-consuming disassembly.



EFFICIENT TECHNOLOGY – MAXIMISED PERFORMANCE

Optimised exhaust path, powerful motors and perfectly coordinated flow velocity ensure the highest level of performance.



FROM THE EAR – TO RELAXED COOKING

Installation at base height shifts the sound field downwards, away from head height. Particularly quiet motors also ensure peace and quiet.



FEWER APPLIANCES – PLANNING WITHOUT LIMITATIONS

The absence of the additional appliance at head height opens up new possibilities in kitchen design. The positioning of the hob in the middle of the room or directly in front of the window creates a clear view – there are no limitations.



Multi Control



Blaupunkt Multi Control –

A unique
combination

Here everything comes together that belongs together: Blaupunkt Multi Control hobs are a unique match for the Multi Control extractor fan hoods. These can be easily controlled via the hob operating panel and automatically adjust their output to the amount of heat generated by the hob. The wireless Multi Control sensor promises long-lasting technical standards and intuitive operation.



Extractor fan hoods – with Blaupunkt, nothing but fresh air remains in the room

Fried until crispy or steadily steamed – each time food is prepared, traces are left behind in the room. Blaupunkt extractor fan hoods ensure fresh air after every great cooking experience.



multi control

Multi Control

The extractor fan hood and hob are intelligently linked. The function of the extractor fan hood can be controlled separately via the hob control panel, or automatically adjusts its fan output in line with the amount of heat generated.



Smart slider

Smart Slider

An intuitive, foolproof control concept for all appliances – every setting is perfectly selected using the Smart Slider.



Touch Control

Touch Control

Precise, innovative and particularly easy-to-use – gently pressing the Touch Control button is enough to select the desired setting.



LED

LED

The innovative LED lights on the Blaupunkt extractor fan hoods ensure even more light shines on the hob. Another highlight – the long-life lamps consume significantly less energy.

Air



Extractor fan hoods

Extractor fan hoods

Island hood

5DB 96451



Output, consumption

- Voltage: 220 – 240 V
- Total connected load: 225.4 W
- Noise min./max. Normal level: 48/58 dB*
- Powerful suction

Design, comfort

- Stainless steel and black painted stainless steel
- For ceiling installation above kitchen islands
- Multi Control
- Circulation hood (carbon filter required for circulation mode)
- Electronic control
- 4-level fan power (3 power levels + 1 intensive level) controllable through Multi Control
- Intensive levels with automatic reset
- Powerful and quiet blower
- Uniform, bright lighting with 2 × 2.7 W LED modules
- Optional extendible Multi Control function: LED light with adjustable brightness and colour temperature
- Heat sensor for automatic mode
- Colour temperature: 4,000 K preset
- Metal grease filter, dishwasher-safe

Dimension H × W × D

- Appliance dimensions, circulation: 168.0 × 45.0 × 45.0 cm



Island hood

5DB 95761



Output, consumption

- Voltage: 220 – 240 V
- Total connected load: 225.4 W
- Noise min./max. Normal level: 49/64 dB*
- Powerful suction

Design, comfort

- Black painted stainless steel
- For ceiling installation above kitchen islands
- Multi Control
- Circulation hood (carbon filter required for circulation mode)
- Electronic control
- 4-level fan power
- (3 power levels + 1 intensive level) controllable through Multi Control
- Intensive levels with automatic reset
- Powerful and quiet blower
- Uniform, bright lighting with 2 × 2.7 W LED modules
- Optional extendible Multi Control function:
 - LED light with adjustable brightness and colour temperature
 - Heat sensor for automatic mode
- Illuminance: 152 lux
- Colour temperature: 4,000 K preset
- Metal grease filter, dishwasher-safe

Dimensions H × W × D

- Appliance dimensions, circulation: max. 221.6 × 45.0 Ø cm



Island hood

5DO 69750



Output, consumption

- Voltage: 220 – 240 V
- Total connected load: 228.4 W
- Noise min./max. Normal level: 48/58 dB*
- Powerful suction

Design, comfort

- Stainless steel and black glass
- For ceiling installation above kitchen islands
- Optional extraction or circulation mode (carbon filter required for circulation mode)
- Electronic control
- 4-level fan power (3 power levels + 1 intensive level) controllable through I-Drive and Touch Control with LED display
- Intensive levels with automatic reset
- Automatic three-level blower overrun of 5/10 and 20 minutes
- Metal grease filter saturation indicator
- Activatable carbon filter saturation indicator
- Powerful and quiet blower
- Uniform, bright lighting with 4 × 2.1 W LED lamps
- Illuminance: 239.4 lux
- Colour temperature: 4,000 K
- Metal grease filter, dishwasher-safe

Dimension H × W × D

- Appliance dimensions, extraction: 66.0 – 108.0 × 90.0 × 60.0 cm
- Appliance dimensions, circulation: 73.0 – 115.0 × 90.0 × 60.0 cm



Island hood

5DS 99760



Output, consumption

- Voltage: 220 – 240 V
- Total connected load: 278 W
- Noise min./max. normal level: 52/66 dB*
- Powerful suction

Design, comfort

- Stainless steel and black glass panel
- For ceiling installation above kitchen islands
- Smart Slider
- Touch Control
- Optional extraction or circulation mode (starter set required for circulation mode)
- Electronic control
- 4-level fan output (3 power levels + 1 intensive level) controllable via Smart Slider with LED display
- Intensive levels with automatic reset
- Powerful and quiet blower
- Uniform, bright lighting with 4 × 2 W LED lamps
- Illuminance: 229 Lux
- Colour temperature 4,000 K
- Metallic grease filter, dishwasher-safe

Dimensions H × W × D

- Appliance dimensions, extraction: 77.0 – 106.0 × 90.0 × 58.0 cm
- Appliance dimensions, circulation: 77.0 – 106.0 × 90.0 × 58.0 cm



Island hood

5IT 99450

**Output, consumption**

- Voltage: 220 – 240 V
- Total connected load: 196 W
- Noise max. normal level: 68 dB*
- Powerful suction

Design, comfort

- Stainless steel
- For ceiling installation above kitchen islands
- Extraction mode
- Soft electronic control
- 3 power levels
- Uniform, bright lighting with 4 × 1.5 W LED lamps
- 5 layers of aluminum filter

Dimension H × W × D

- Appliance dimensions: 119.2 × 89.5 × 60.0 cm



Extractor fan hoods



Air

Extractor fan hoods





Island hood

5DF 92760



Output, consumption

- Voltage: 220–240 V
- Total connected load: 208,2W
- Noise min./max. normal level: 48/64 dB*
- Powerful suction

Design, comfort

- Black painted stainless steel
- For ceiling installation above kitchen islands
- Optional extraction or circulation mode (for circulation mode, a carbon filter is required)
- 4-level fan output (3 power levels + 1 intensive level) adjustable via remote control
- Intensive levels with automatic reset
- High, fine-tunable fan output
- Powerful and quiet blower
- Uniform, bright lighting with 2 x 4.1 W LED modules
- Illuminance: 270 Lux
- Colour temperature 4,000 K preset
- Metallic grease filter, dishwasher-safe

Dimensions H x W x D

- Appliance dimensions, extraction: 90.0–109.0 x 140.0 x 60.0 cm
- Appliance dimensions, circulation: 96.5–120.0 x 140.0 x 60.0 cm

Vertical hood

That true beauty is on the inside is not just a saying. The new vertical hood is available with different fronts, allowing it to be adapted completely and individually to the overall appearance of your kitchen.

Vertical hood

5DX 89760



Output, consumption

- Voltage: 220–240 V
- Total connected load: 225,4 W
- Noise min./ max. normal level: 50/60 dB*
- Powerful suction

Design, comfort

- Stainless steel and black glass
- For wall installation above cooking zones
- Multi Control
- Touch Control
- Optional extraction or circulation mode (for circulation mode a carbon filter is required)
- Electronic control
- 4-level fan output (3 power levels + 1 intensive level) adjustable via Multi Control
- Intensive levels with automatic reset
- Powerful and quiet blower
- Uniform, bright lighting with 2 × 2.7 W LED modules
- Illuminance: 152 Lux
- Optional extendible Multi Control function: LED light with adjustable brightness and colour temperature
- Heat sensor for automatic mode
- Colour temperature 4,000 K preset
- Metallic grease filter, dishwasher-safe

Dimensions H × W × D

- Appliance dimensions, extraction (with shaft): 92.6–127.1 × 90.0 × 28.2 cm
- Appliance dimensions, circulation: 47.1 × 90.0 × 28.2 cm

Glass fronts

Front panel EG-VF90 for vertical hood 5VF 89760




Brilliant white A922




Polar white glossy A748 /
matte A749




Gold bronze metallic A520



Satin glossy A737 /
matte A738



Lava grey glossy A/V691 /
matte A/V714



Black glossy A/V692 /
matte A/V715




Magnolia glossy A861 /
matte A866



White glossy A 864 /
matte A879

Ceramic fronts


Front panel EG-VF90 for vertical hood 5VF 89760



Basalt black A/V560



Iron grey A/V563



Concrete A/V562



Grafite stone A/V565



Magma grey A/V561



Calacatta A/V564



Discover the
vertical hood




Extractor fan hoods

Extractor fan hoods

Oblique hood

5DL 69752



Electronic Control

Output, consumption

- Voltage: 220 – 240 V
- Total connected load: 225.4 W
- Noise min./max. Normal level: 48/58 dB*
- Powerful suction

Design, comfort

- Stainless steel and black glass
- For wall installation above cooking zones
- Multi Control
- Touch Control
- Optional extraction or circulation mode (carbon filter required for circulation mode)
- Electronic control
- 4-level fan power (3 power levels + 1 intensive level) controllable through Multi Control
- Intensive levels with automatic reset
- Powerful and quiet blower
- Uniform, bright lighting with 2 × 2.7 W LED modules
- Optional extendible Multi Control function: LED light with adjustable brightness and colour temperature
- Heat sensor for automatic mode
- Colour temperature: 4,000 K preset
- Metal grease filter, dishwasher-safe


Dimension H × W × D

- Appliance dimensions, extraction: 67.0 – 91.0 × 90.0 × 42.2 cm
- Appliance dimensions, circulation: 35.0 × 90.0 × 42.2 cm



Oblique hood

5DL 66752



Electronic Control

Output, consumption

- Voltage: 220 – 240 V
- Total connected load: 225.4 W
- Noise min./max. Normal level: 48/58 dB*
- Powerful suction

Design, comfort

- Stainless steel and black glass
- For wall installation above cooking zones
- Multi Control
- Touch Control
- Optional extraction or circulation mode (carbon filter required for circulation mode)
- Electronic control
- 4-level fan power (3 power levels + 1 intensive level) controllable through Multi Control
- Intensive levels with automatic reset
- Powerful and quiet blower
- Uniform, bright lighting with 2 × 2.7 W LED modules
- Optional extendible Multi Control function: LED light with adjustable brightness and colour temperature
- Heat sensor for automatic mode
- Colour temperature: 4,000 K preset
- Metal grease filter, dishwasher-safe

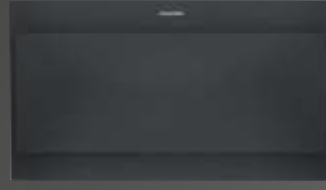
Dimension H × W × D

- Appliance dimensions, extraction: 67.0 – 91.0 × 60.0 × 42.2 cm
- Appliance dimensions, circulation: 35.0 × 60.0 × 42.2 cm



Oblique hood

5DL 69651



Electronic Control

Output, consumption

- Voltage: 220 – 240 V
- Total connected load: 272 W
- Noise min./max. Normal level: 52/66 dB*
- Powerful suction

Design, comfort

- Black glass screen
- With gas pressure damper
- For wall installation above hobs
- Optional extraction or circulation mode (starter set required for circulation mode)
- Electronic control
- 4-level fan power
- (3 power levels + 1 intensive level) controllable
- through Touch Control with LED display
- Intensive levels with automatic reset
- Powerful and quiet blower
- High, fine-tunable fan power
- Edge suction
- Uniform, bright lighting with 2 × 1 W LED lamps
- Illuminance: 200 lux
- Colour temperature: 3,000 K
- Metal grease filter, dishwasher-safe

Dimensions H × W × D

- Appliance dimensions, extraction: 66.0 – 97.0 × 90.0 × 34.0 cm
- Appliance dimensions, circulation: 79.0 – 97.0 × 90.0 × 34.0 cm



Oblique hood

5IL 89761



Electronic Control

Output, consumption

- Voltage: 220 – 240 V
- Total connected load: 238 W
- Noise max. normal level: 68 dB*
- Powerful suction

Design, comfort

- Black powder coating
- For wall installation above hobs
- Extraction mode
- Touch control & Motion sensor
- Heat auto cleaning
- 3 power levels
- Uniform, bright lighting with 2 × 1.5 W LED lamps
- Filterless Design

Dimensions H × W × D

- Appliance dimensions: 93.5 × 89.5 × 26.5 cm



Oblique hood

5IL 86761

**Output, consumption**

- Voltage: 220 – 240 V
- Total connected load: 238 W
- Noise max. normal level: 68 dB*
- Powerful suction

Design, comfort


- Black powder coating
- For wall installation above hobs
- Extraction mode
- Touch control & Motion sensor
- Heat auto cleaning
- 3 power levels
- Uniform, bright lighting with 2 × 1.5 W LED lamps
- Filterless Design

Dimensions H × W × D

- Appliance dimensions: 93.5 × 59.5 × 26.5 cm

**Wall hood**

5DS 69760



Electronic Control

Output, consumption

- Voltage: 220 – 240 V
- Total connected load: 274 W
- Noise min./max. normal level: 52/66 dB*
- Powerful suction

Design, comfort

- Stainless steel and black glass panel
- For wall installation above cooking zones
- Smart Slider
- Touch Control
- Optional extraction or circulation mode (starter set required for circulation mode)
- Electronic control
- 4-level fan output (3 power levels + 1 intensive level) controllable via Smart Slider with LED display
- Intensive levels with automatic reset
- Powerful and quiet blower
- Uniform, bright lighting with 2 × 2 W LED lamps
- Illuminance: 180 Lux
- Colour temperature 4,000 K
- Metallic grease filter, dishwasher-safe

Dimensions H × W × D

- Appliance dimensions, extraction: 79.0 – 106.0 × 90.0 × 45.0 cm
- Appliance dimensions, circulation: 79.0 – 106.0 × 90.0 × 45.0 cm



Extractor fan hoods

Wall hood

5IS 69760



Output, consumption

- Voltage: 220 – 240 V
- Total connected load: 219 W
- Noise max. normal level: 68 dB*
- Powerful suction

Design, comfort

- Black powder coating
- For wall installation above hobs
- Extraction mode
- Touch control & Motion sensor
- Heat auto cleaning
- 3 power levels
- Uniform, bright lighting with 1 × 3 W LED lamps
- Two layers of inner conic filter

Dimension H × W × D

- Appliance dimensions: 63.5 × 89.5 × 51.5 cm



Wall hood

5IS 66760



Output, consumption

- Voltage: 220 – 240 V
- Total connected load: 219 W
- Noise max. normal level: 68 dB*
- Powerful suction

Design, comfort

- Black powder coating
- For wall installation above hobs
- Extraction mode
- Touch control & Motion sensor
- Heat auto cleaning
- 3 power levels
- Uniform, bright lighting with 1 × 3 W LED lamps
- Two layers of inner conic filter

Dimension H × W × D

- Appliance dimensions: 63.5 × 59.5 × 45.0 cm



Wall hood

5IS 69751



Output, consumption

- Voltage: 220 – 240 V
- Total connected load: 219 W
- Noise max. normal level: 68 dB*
- Powerful suction

Design, comfort

- Stainless Steel/ Black tempered front-glass
- For wall installation above hobs
- Extraction mode
- Touch control & Motion sensor
- Heat auto cleaning
- 3 power levels
- Uniform, bright lighting with 1 × 3 W LED lamps
- Two layers of inner conic filter

Dimension H × W × D

- Appliance dimensions: 63.5 × 89.5 × 51.5 cm



Wall hood

5IS 66751



Output, consumption

- Voltage: 220 – 240 V
- Total connected load: 219 W
- Noise max. normal level: 68 dB*
- Powerful suction

Design, comfort

- Stainless Steel/ Black tempered front-glass
- For wall installation above hobs
- Extraction mode
- Touch control & Motion sensor
- Heat auto cleaning
- 3 power levels
- Uniform, bright lighting with 1 × 3 W LED lamps
- Two layers of inner conic filter

Dimension H × W × D

- Appliance dimensions: 63.5 × 59.5 × 45.0 cm



Wall hood

5IG 69661

**Output, consumption**

- Voltage: 220 – 240 V
- Total connected load: 183 W
- Noise max. normal level: 68 dB*
- Powerful suction

Design, comfort

- Black powder coating
- For wall installation above hobs
- Extraction mode
- Touch control
- Heat auto cleaning
- 3 power levels
- Uniform, bright lighting with 2 × 1.5 W LED lamps
- Two pieces of baffle filters

Dimension H × W × D

- Appliance dimensions: 57.0 × 89.5 × 48.5 cm



Wall hood

5IG 66661

**Output, consumption**

- Voltage: 220 – 240 V
- Total connected load: 183 W
- Noise max. normal level: 68 dB*
- Powerful suction

Design, comfort

- Black powder coating
- For wall installation above hobs
- Extraction mode
- Touch control
- Heat auto cleaning
- 3 power levels
- Uniform, bright lighting with 2 × 1.5 W LED lamps
- Two pieces of baffle filters

Dimension H × W × D

- Appliance dimensions: 57.0 × 59.5 × 48.5 cm



Wall hood

5IH 69761

**Output, consumption**

- Voltage: 220 – 240 V
- Total connected load: 150 W
- Noise max. normal level: 68 dB*
- Powerful suction

Design, comfort

- Black powder coating
- For wall installation above hobs
- Extraction mode
- Touch control & Motion sensor
- Heat auto cleaning
- 3 power levels
- Uniform, bright lighting with 2 × 1.5 W LED lamps
- Filterless Design

Dimension H × W × D

- Appliance dimensions: 55.0 × 89.5 × 45.0 cm



Wall hood

5IH 66761

**Output, consumption**

- Voltage: 220 – 240 V
- Total connected load: 150 W
- Noise max. normal level: 68 dB*
- Powerful suction

Design, comfort

- Black powder coating
- For wall installation above hobs
- Extraction mode
- Touch control & Motion sensor
- Heat auto cleaning
- 3 power levels
- Uniform, bright lighting with 2 × 1.5 W LED lamps
- Filterless Design

Dimension H × W × D

- Appliance dimensions: 55.0 × 59.5 × 45.0 cm



Extractor fan hoods

Ceiling fan

5DD 72553



Output, consumption

- Voltage: 220 – 240 V
- Total connected load: 265.4 W
- Noise min./ max. Normal level: 49/ 65 dB*
- Powerful suction

Design, comfort

- Stainless steel
- For ceiling installation above kitchen islands
- Multi Control
- Optional extraction or circulation mode (carbon filter required for circulation mode)
- Electronic control
- 4-level fan power (3 power levels + 1 intensive level) controllable through Multi Control
- Intensive levels with automatic reset
- Powerful and quiet blower
- Uniform, bright lighting with 2 × 2.7 W LED modules
- Optional extendible Multi Control function: LED light with adjustable brightness and colour temperature
- Heat sensor for automatic mode
- Colour temperature: 4,000 K preset
- Metal grease filter, dishwasher-safe

Dimension H × W × D

- Appliance dimensions: 5.5 × 100.0 × 65.0 cm
- Ceiling installation depth 30.5 cm – variable up to 36.7 cm



Ceiling fan

5DD 72552



Output, consumption

- Voltage: 220 – 240 V
- Total connected load: 95.4 W
- Noise min./ max. Normal level: 54/ 67 dB*
- Powerful suction

Design, comfort

- Stainless steel and black glass
- For ceiling installation above kitchen islands
- Multi Control
- Circulation mode (carbon filter required for circulation mode)
- Electronic control
- 4-level fan power (3 power levels + 1 intensive level) controllable through Multi Control
- Intensive levels with automatic reset
- Powerful and quiet blower
- Uniform, bright lighting with 2 × 2.7 W LED modules
- Optional extendible Multi Control function: LED light with adjustable brightness and colour temperature
- Heat sensor for automatic mode
- Colour temperature: 4,000 K preset
- Metal grease filter, dishwasher-safe

Dimension H × W × D

- Appliance dimensions: max. 18.5 × 118.0 × 65.0 cm



Flat hood

5DA 39450



Output, consumption

- Voltage: 220 – 240 V
- Total connected load: 76 W
- Noise min./max. Normal level: 53/60 dB*
- Powerful suction

Design, comfort

- Optional extraction or circulation mode (starter set required for circulation mode)
- For wall-mounted cabinet 90 cm
- Energy-saving operation thanks to efficient BLDC technology
- High, fine-tunable fan power through electronic control
- Intensive levels with automatic reset
- Automatic three-level blower overrun with digital display
- Powerful and quiet blower/ Eco Engine
- Uniform, bright lighting with 2 × 3 W LED lamps
- Illuminance: 569 lux
- Colour temperature: 3,500 K
- Metal grease filter, dishwasher-safe

Dimension H × W × D

- Appliance dimensions, extraction: 20.3 – 20.3 × 89.8 × 29.0 cm
- Appliance dimensions, circulation: 20.3 – 20.3 × 89.8 × 29.0 cm



Flat hood

5DA 36258



Output, consumption

- Voltage: 220 – 240 V
- Total connected load: 118 W
- Noise min./ max. normal level: 54/ 67 dB*
- Powerful suction

Design, comfort

- Optional extraction or circulation mode (activated carbon filter required for circulation mode)
- For wall cabinet 60 cm
- Telescopic extension without panel
- Panel from original light strip from kitchen furniture manufacturer
- 3-level fan output controllable via slide switch
- Automatic switch-on and switch-off by pressing the moving filter surface
- Uniform, bright lighting with 2 × 4 W LED lamps
- Illuminance: 130 Lux
- Colour temperature 3,000 K
- Metallic grease filter, dishwasher-safe

Dimensions H × W × D

- Appliance dimensions: 17.5 × 59.8 × 26.0 cm
- Installation dimensions: 13.5 × 49.7 × 22.7 cm



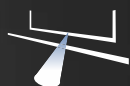


Water



Blaupunkt dishwashers – the washing-up is part of the fun

First the pleasure, then the work? Blaupunkt dishwashers do the work on your behalf to ensure that the pleasure continues past the meal. Various installation heights and widths And variable storage space – the Blaupunkt programme offers the perfect aide for every space requirement.



Info Light

Info Light

The blue dot at ground level lights up to show visual programme information when the dishwasher is in operation.



Extra silent

Extra quiet

More durable, efficient and particularly quieter motor thanks to brushless drive (BLDC).



Dosier Assistent

Dosing assistant

Thanks to the dosing assistant, the detergent tab falls directly into a small collection tray. A targeted jet of water dissolves the tab in a quick and controlled manner. The detergent spreads out evenly throughout the entire appliance.



Aqua Stop

Aquastop

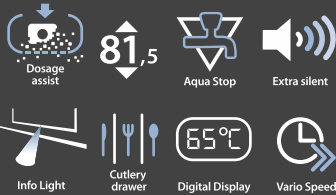
A lifelong guarantee against water damage. The Aquastop safety system prevents all types of water damage – whether to the supply hose or through a leak in the appliance.

Dishwasher

¹⁾ Annual consumption with 280 standard cleaning cycles with cold water filling (for energy consumption including consumption by operating modes with low power consumption).

Built-in dishwasher, fully integrated

5VF 771IA



Output, consumption

- Capacity: 14 standard place settings
- Energie / water¹⁾: 266 kWh / 2,660 l
- Energie / water²⁾: 0.93 kWh / 9.5 l
- Noise: 46 dB (A) re 1 pW
- Connected load: 220 – 240 V / 2,4 kW

Features

- 5 programmes: Intensive 70 °C, Normal 65 °C, Eco 50 °C, 1h 65 °C, Pre-rinse
- Machine cleaning programme
- Vario Speed Plus
- Eco Engine flow heater with integrated pump system
- Dosing assistant
- Aqua sensor / load sensor
- Automatic cleaning / glass protection technology
- Regeneration electronics
- Alternating rinse technology
- Heat exchanger
- Acoustic program finish signal
- Aquastop with guarantee
- Servo Schloss®
- Cutlery drawer
- Info Light

Design, comfort

- Fully integrable behind kitchen cabinet door
- Control panel on top of inside door
- Regeneration electronics / flow heater with integrated pump system (BLDC)
- Electrical time pre-selection: 1 – 24 hours / remaining time display
- Electrical refill display for salt / rinse agent
- Digital display
- Programme status display (LED)
- Self-cleaning screen with triple shaft filter system
- Cup racks in upper basket (2x)
- XXL dish baskets in silver
- Height-adjustable upper basket with Rackmatic (3-level)
- Folding spine rows in lower basket (2x)
- Stainless steel interior


Dimensions H x W x D

- Appliance dimensions: 81.5 x 59.8 x 55.0 cm
- Recess dimensions: 81.5 – 87.5 x 60.0 x 55.0 cm



Built-in dishwasher, fully integrated

5VF 703NP



Output, consumption

- Capacity: 12 standard place settings
- Energie / Water¹⁾: 198 kWh / 2,090 l
- Energie / Water²⁾: 0.9 kWh / 9.5 l
- Noise: 48 dB (A) re 1 pW
- Connection loads: 220 – 240 V / 2.4 kW

Features

- 5 programmes: Intensive 70 °C, Normal 65 °C, Eco 50 °C, 1h 65 °C, Pre-rinse
- Machine cleaning programme
- Vario Speed Plus
- Eco Engine immersion heater with integrated pump system / regeneration electronics
- Dosing assistant
- Aqua sensor / load sensor
- Automatic cleaning / glass protection technology
- Regeneration electronics
- Alternating rinse technology
- Heat exchanger
- Acoustic program finish signal
- Aquastop with guarantee
- Servo Schloss®
- Info Light

Design, comfort

- Fully integrable behind kitchen cabinet door
- Control panel on top of inside door
- Regeneration electronics / Immersion heater with integrated pump system (BLDC)
- Electrical time pre-selection: 1 – 24 hours / remaining time display
- Electrical refill display for salt / rinse agent
- Digital display
- Programme status display (LED)
- Self-cleaning screen with triple shaft filter system
- Cutlery basket in lower basket
- Cup racks in upper basket (2x)
- XXL dish baskets in silver
- Height-adjustable upper basket with Rackmatic (3-level)
- Folding spine rows in lower basket (2x)

Dimension H x W x D

- Appliance dimensions: 81.5 x 59.8 x 55.0 cm
- Recess dimensions: 81.5 – 87.5 x 60.0 x 55.0 cm



Built-in dishwasher, fully integrated

5VF 410NP



Output, consumption

- Capacity: 13 standard place settings
- Energie / water¹⁾: 262 kWh / 3,080 l
- Energie / water²⁾: 0.92 kWh / 11 l
- Noise: 47 dB (A) re 1 pW
- Connected load: 220 – 240 V / 2.4 kW

Features

- 6 programmes: Intensive 65 °C, Normal 55 °C, Eco 45 °C, Glasses 40 °C, 1 h 60 °C, Quick 40 °C
- Flow heater
- Automatic cleaning / glass protection technology
- Heat exchanger
- Acoustic program finish signal
- Aquastop
- Easy close

Design, comfort

- Fully integrable behind kitchen cabinet door
- Control panel on top of inside door
- Electrical time pre-selection: 1 – 24 hours
- Electrical refill display for salt / rinse agent
- Digital display
- Programme status display (LED)
- Self-cleaning screen with triple shaft filter system
- Cup rack in upper basket
- Cutlery basket in lower basket
- XXL dish baskets in silver
- Height-adjustable upper basket, 3-level
- Folding spine rows in lower basket
- Stainless steel interior


Dimensions H x W x D

- Appliance dimensions: 81.5 x 59.8 x 55.0 cm
- Recess dimensions: 81.5 – 87.5 x 60.0 x 55.0 cm



Built-in dishwasher, fully integrated

5VT 710NA



Output, consumption

- Capacity: 10 standard place settings
- Energie / water¹⁾: 211 kWh / 2,520 l
- Energie / water²⁾: 0.74 kWh / 9 l
- Noise: 47 dB (A) re 1 pW
- Connected load: 220 – 240 V / 2.4 kW

Features

- 6 programmes: Intensive 65 °C, Normal 55 °C, Eco 45 °C, Glasses 40 °C, 1 h 60 °C, Quick 40 °C
- Flow heater
- Automatic cleaning / glass protection technology
- Heat exchanger
- Acoustic program finish signal
- Aquastop
- Easy close

Design, comfort

- Fully integrable behind kitchen cabinet door
- Control panel on top of inside door
- Electrical time pre-selection: 1 – 24 hours
- Electrical refill display for salt / rinse agent
- Digital display
- Programme status display (LED)
- Self-cleaning screen with triple shaft filter system
- Cup rack in upper basket
- Cutlery basket in lower basket
- XXL dish baskets in silver
- Height-adjustable upper basket, 3-level
- Folding spine rows in lower basket
- Stainless steel interior

Dimensions H x W x D


- Appliance dimensions: 81.5 x 44.8 x 55.0 cm
- Recess dimensions: 81.5 – 87.5 x 45.0 x 55.0 cm



²⁾ Consumption per dishwashing cycle with cold water filling (for energy consumption: including consumption by operating modes with low power consumption). Actual consumption with energy/ water consumption depending on the type of use of the machine.

Built-in dishwasher, integrated

5VI 702XP



Output, consumption

- Capacity: 12 standard place settings
- Energy / Water ¹⁾: 198 kWh / 2,090 l
- Energy / Water ²⁾: 0.90 kWh / 9.5 l
- Noise: 48 dB (A) re 1 pW
- Connection loads: 220 – 240 V / 2.4 kW

Features

- 4 programmes: Intensive 70 °C, Auto 45–65 °C, Eco 50 °C, Quick 65 °C
- Vario Speed
- Eco Engine immersion heater with integrated pump system / regeneration electronics
- Dosing assistant
- Aqua sensor / load sensor
- Automatic cleaning / glass protection technology
- Alternating rinse technology
- Heat exchanger
- Vario basket system
- Aquastop with guarantee
- Servo Schloss®

Design, comfort

- Integrable behind kitchen cabinet door
- Electrical time pre-selection: 1 – 24 hours / remaining time display
- Electrical refill display for salt / rinse agent
- Digital display
- Programme status display (LED)
- Self-cleaning screen with triple shaft filter system
- Cutlery basket in lower basket
- Cup racks in upper basket (2x)
- XXL dish baskets in silver
- Height-adjustable upper basket with Rackmatic (3-level)
- Folding spine rows in lower basket (2x)

Dimension H x W x D

- Appliance dimensions: 81.5 x 59.8 x 57.3 cm
- Recess dimensions: 81.5 – 87.5 x 60.0 x 55.0 cm



Built-in dishwasher, integrated

5VI 300XP



Output, consumption

- Capacity: 12 standard place settings
- Energy / Water ¹⁾: 290 kWh / 3,360 l
- Energy / Water ²⁾: 1.02 kWh / 12 l
- Noise: 54 dB (A) re 1 pW
- Connection loads: 220 – 240 V / 2.4 kW

Features

- 3 programmes: Normal 65 °C, Eco 50 °C, Pre-rinse
- Eco Engine immersion heater with integrated pump system / regeneration electronics
- Dosing assistant
- Load sensor
- Automatic cleaning / glass protection technology
- Alternating rinse technology
- Multiple water protection
- Servo Schloss®

Design, comfort

- Integrable behind kitchen cabinet door
- Programme status display (LED)
- Electrical refill display for salt / rinse agent
- Self-cleaning screen with triple shaft filter system
- Cutlery basket in lower basket
- Cup racks in upper basket (2x)

Dimension H x W x D

- Appliance dimensions: 81.5 x 59.8 x 57.3 cm
- Recess dimensions: 81.5 – 87.5 x 60.0 x 55.0 cm



Built-in compact-dishwasher

5VC 730XA



Output, consumption

- Capacity: 8 standard place settings
- Energie / water ¹⁾: 205 kWh / 2,520 l
- Energie / water ²⁾: 0.72 kWh / 9 l
- Noise: 49 dB (A) re 1 pW
- Connected load: 220 – 240 V / 2.4 kW

Features

- 5 programmes: Intensive 70 °C, Auto 45 – 65 °C, Eco 50 °C, Quick 45 °C, Pre-rinse
- Eco Engine flow heater with integrated pump system
- Vario Speed
- Dosing assistant
- Aqua-Sensor / load sensor
- Automatic cleaning / glass protection technology
- Alternating rinse technology
- Heat exchanger
- Acoustic program finish signal
- Aquastop with guarantee
- Servo Schloss®

Design, comfort

- Electrical time pre-selection: 1 – 24 hours / remaining time display
- Electrical refill display for salt / rinse agent
- Programme status display (LED)
- Self-cleaning screen with triple shaft filter system
- Vario Cutlery basket in lower basket
- Cup racks in lower basket (2 x)
- Folding spine rows in lower basket (4x)
- Button lock
- Including skirting

Dimensions H x W x D

- Appliance dimensions: 59.5 x 59.5 x 50.0 cm
- Installation dimensions: 59.0 – 59.2 x 56 x 50 cm



Dishwasher



Blaupunkt refrigerators are all-rounders

The different cooling zones in the Blaupunkt refrigerators and freezers ensure that all food is kept at the correct temperature. Perfectly stored food stays fresh for a long time, thanks to different temperature zones and electronic control.



NoFrost

NoFrost

The NoFrost system guides the humidity away from the freezer chamber and prevents a build up of ice on the interior walls and a build up of frost on the food.



Super freeze

Super freezing

With the super freezing function, the freezer compartment is cooled down to a minimum of -30°C , so that the most recent additions to the freezer don't interrupt the freezing process.



Big Box

Big Box

Transparent frozen food drawers provide an excellent view. A highlight: the special Big Box. At 29 cm high, it offers a huge amount of space, e.g. for a large goose, several pizzas or large portions of frozen food.



LED

LED light

The long-life LED lamps are integrated flush with the side walls and perfectly illuminate the interior in an uniform manner.



Extra Fresh

Extra Fresh Professional

When it comes to keeping food fresher for longer, both temperature and humidity are key. In the Extra Fresh zone, food is stored at close to 0°C and so stays fresh for up to three times longer. The "dry" Extra Fresh zone offers the ideal climate for cheese, fish and meat. The "moist" zone keeps fruit and vegetables juicy and crunchy for longer. The humidity can be individually set as needed using a rotary control.

Cooling and freezing

Built-in refrigerator

5CL 28030



Output, consumption

- Energy consumption: 116 kWh/year¹⁾
- Energy consumption: 0.317 kWh/24 h¹⁾
- Total capacity: 319 l
- Noise: 37 dB (A) re 1 pW
- Climate class: SN-T
- Connection loads: 220 – 240 V/90 W

Features, comfort

- Fully integrated installation
- Fully automatic defrost inside the fridge
- Electronic temperature control with LED reading
- Easy-to-clean, bright interior
- LED interior lighting in refrigerator compartment
- Refrigerator: Capacity 319 l
- Super cooling
- 7 shelves made of safety glass, 6 of which height-adjustable
- 6 full-width door shelves
- Egg tray

Technical data and dimensions

- (H × W × D)**
- Flat hinge
 - Door hinged on right, changeable
 - Appliance dimensions: 177.2 × 54.1 × 54.5 cm
 - Recess dimensions: 177.5 × 56.0 × 55.0 cm



Built-in refrigerator / freezer combination

5CR 28630



Output, consumption

- Energy consumption: 222 kWh/year¹⁾
- Energy consumption: 0.608 kWh/24 h¹⁾
- Total capacity: 255 l
- Noise: 39 dB (A) re 1 pW
- Climate class: SN-ST
- Connection loads: 220 – 240 V/90 W

Features, comfort

- Fully integrable installation
- Fully automatic defrost inside fridge
- Easy-to-clean, bright interior
- LED interior lighting in refrigerator compartment
- Electronic temperature control with precise digital reading
- Super freezing with automatic deactivation

Refrigerator compartment

- Refrigerator: Capacity 188 l
- 4 shelves made of safety glass, 3 of which height-adjustable
- Transparent Vario tray for fruit and vegetables, covered by a safety glass panel
- 4 full-width door shelves
- Egg tray

**** – Freezer compartment

- 18°C and lower**
- NoFrost – never defrost again!
 - 3 transparent frozen produce drawers, including 1 Big Box
 - Capacity 67 l
 - Freezing capacity: 8 kg in 24 hours
 - Storage time in case of malfunction: 13 hours
 - Super freezing
 - Frozen produce calendar

Technical data and dimensions

- (H × W × D)**
- Flat hinge
 - Door hinged on right, changeable
 - Appliance d.: 177.2 × 54.1 × 54.5 cm
 - Recess dimensions: 177.5 × 56.0 × 55.0 cm



Built-in refrigerator/freezer combination

5CC 28730



Output, consumption

- Energy consumption: 227 kWh/year¹⁾
- Energy consumption: 0.621 kWh/24 h¹⁾
- Total capacity: 272 l
- Noise: 38 dB (A) re 1 pW
- Climate class: SN-T
- Connection loads: 220 – 240 V/90 W

Features, comfort

- Fully integrable installation
- Fully automatic defrost inside fridge
- Easy-to-clean, bright interior
- LED interior lighting in refrigerator compartment
- Electronic temperature control with precise digital reading

Refrigerator compartment

- Refrigerator: Capacity 209 l
- 5 shelves made of safety glass, 4 of which height-adjustable
- Transparent vario tray for fruit and vegetables, covered by a safety glass panel
- 5 full-width door shelves
- Egg tray

**** – Freezer compartment

- 18°C and lower**
- 2 frozen produce drawers
 - Capacity 63 l
 - Low Frost
 - Vario Zone
 - Fresh Sense
 - Big Box
 - Freezing capacity: 3 kg in 24 hours
 - Storage time in case of malfunction: 26 hours
 - Super freezing
 - Frozen produce calendar

Technical data and dimensions

- (H × W × D)**
- Flat hinge
 - Door hinged on right, changeable
 - Appliance d.: 177.2 × 54.1 × 54.5 cm
 - Recess dimensions: 177.5 × 56.0 × 55.0 cm



Built-in refrigerator / freezer combination

5CB 28010



Output, consumption

- Energy consumption: 263 kWh/year¹⁾
- Energy consumption: 0.72 kWh/24 h¹⁾
- Total useful capacity: 250 l
- Noise: 42 dB (A) re 1 pW
- Climate class: N-ST
- Connected load: 220 – 240 V/115 W

Features, comfort

- Fully integrated installation
- Fully automatic defrost inside the cooling chamber
- Easy-to-clean, bright interior
- LED interior lighting in refrigerator compartment

Refrigerator compartment

- Cooling chamber: Capacity 185 l
- 5 shelves made of safety glass, 4 of which height-adjustable
- Transparent Vario trays for fruit and vegetables, covered by safety glass panel
- 3 full-width door racks
- Egg tray

**** – Freezer compartment

- 18°C and lower**
- 3 frozen produce drawers
 - Useful capacity 65 l
 - Freezing capacity: 3 kg in 24 hours
 - Storage time in case of malfunction: 16 hours
 - Super freezing
 - Frozen produce calendar

Technical data and dimensions

- (H × W × D)**
- Drag hinge
 - Door hinged on right, changeable
 - Appliance dimensions: 176.5 × 54.0 × 54.0 cm
 - Recess dimensions: 177.2 – 177.6 × 56.0 × 55.0 cm



¹⁾ Based on the results of the standard test over 24 hours.
Actual consumption depending on use/location of appliance.

Built-in refrigerator Extra Fresh

5CF 35030



Output, consumption

- Energy consumption: 196 kWh/year ¹⁾
- Energy consumption: 0.536 kWh/24 h ¹⁾
- Total capacity: 204 l
- Noise: 38 dB (A) re 1 pW
- Climate class: SN-ST
- Connection loads: 220–240 V/90 W

Features, comfort

- Fully integrated installation
- Convenient, simple fitting
- Fully automatic defrost inside the fridge
- LED interior lighting in refrigerator compartment
- Electronic temperature control with precise digital reading

Refrigerator compartment

- Refrigerator: Capacity 130 l
- Super cooling
- Extra Fresh-Zone almost 0 °C with 59 l capacity, of which 1 container with 0 °C moisture control, on telescopic extension
- Extra Fresh drawer “dry zone” on telescopic extension
- 3 height-adjustable shelves made of safety glass
- 4 full-width door shelves
- Egg tray

**** - Freezer compartment -18°C and lower

- 1 freezer compartment with flap
- Capacity 15 l
- Freezer compartment for pizzas
- Freezing capacity: 2.5 kg in 24 hours
- Storage time in case of malfunction: 13 hours
- Super freezing
- Frozen produce calendar

Technical data and dimensions

- (H × W × D)
- Flat hinge
 - Door hinged on right, changeable
 - Appliance d.: 139.7 × 55.8 × 54.5 cm
 - Recess d.: 140.0 × 56.0 × 55.0 cm



Built-in refrigerator

5CT 24020



Output, consumption

- Energy consumption: 229 kWh/year ¹⁾
- Energy consumption: 0.625 kWh/24 h ¹⁾
- Total capacity: 190 l
- Noise: 39 dB (A) re 1 pW
- Climate class: SN-ST
- Connection loads: 220–240 V/90 W

Features, comfort

- Fully integrated installation
- Fully automatic defrost inside the fridge
- Easy-to-clean, bright interior
- Bright lighting in refrigerator compartment

Refrigerator compartment

- Refrigerator: Capacity 149 l
- 4 shelves made of safety glass, 3 of which height-adjustable
- Transparent vegetable box, with rippled base
- 4 full-width door shelves
- Egg tray

**** - Freezer compartment -18°C and lower

- 1 support grid, height-adjustable
- Capacity 41 l
- Freezing capacity: 2 kg in 24 hours
- Storage time in case of malfunction: 17 hours
- Frozen produce calendar

Technical data and dimensions

- (H × W × D)
- Drag hinge
 - Door hinged on right, changeable
 - Appliance dimensions: 122.1 × 54.1 × 54.2 cm
 - Recess dimensions: 122.5 × 56.0 × 55.0 cm



Built-in refrigerator

5CG 24010



Output, consumption

- Energy consumption: 212 kWh/year ¹⁾
- Energy consumption: 0.58 kWh/24 h ¹⁾
- Total capacity: 186 l
- Noise: 42 dB (A) re 1 pW
- Climate class: N-ST
- Connection loads: 220–240 V/90 W

Features, comfort

- Fully integrated installation
- Fully automatic defrost inside the fridge
- Easy-to-clean, bright interior
- LED interior lighting in refrigerator compartment

Refrigerator compartment

- Refrigerator: 171 l capacity
- 4 shelves made of safety glass, 3 of which height-adjustable Transparent Vario tray for fruit and vegetables, covered by a safety glass panel
- 3 full-width door shelves
- Egg tray

**** - Freezer compartment -18°C and lower

- Freezer compartment for pizzas
- Capacity 15 l
- Freezing capacity: 2 kg in 24 hours
- Storage time in case of malfunction: 12 hours
- Frozen produce calendar

Technical data and dimensions (H × W × D)

- Drag hinge
- Door hinged on right, changeable
- Appliance dimensions: 121.0 × 54.0 × 54.0 cm
- Recess dimensions: 122.0–123.0 × 56.0 × 55.0 cm



Cooling and freezing

Built-in refrigerator

5CG 22010



Output, consumption

- Energy consumption: 179 kWh / year¹⁾
- Energy consumption: 0,49 / 24 h¹⁾
- Total capacity: 120 l
- Noise: 41dB (A) re 1 pW
- Climate class: N-ST
- Connection loads: 220 – 240 V / 80 W

Features, comfort

- Fully integrated installation
- Fully automatic defrost inside the fridge
- Easy-to-clean, bright interior
- LED interior lighting in refrigerator compartment

Refrigerator compartment

- Refrigerator: 105 l capacity
- 3 shelves made of safety glass, 2 of which height-adjustable
- Transparent Vario tray for fruit and vegetables, covered by a safety glass panel
- 3 full-width door shelves
- Egg tray

**** - Freezer compartment -18°C and lower

- 1 freezer compartment for pizzas
- Capacity 15 l
- Freezing capacity: 2 kg in 24 hours
- Storage time in case of malfunction: 13 hours

Technical data and dimensions (H x W x D)

- Drag hinge
- Door hinged on right, changeable
- Appliance dimensions: 87.5 x 54.0 x 54.0 cm
- Recess dimensions: 87.6 – 88.6 x 56.0 x 55.0 cm



Undercounter refrigerator

5CP 21020



Output, consumption

- Energy consumption: 178 kWh / year¹⁾
- Energy consumption: 0.487 kWh / 24 h¹⁾
- Total useful capacity: 123 l
- Noise: 38 dB (A) re 1 pW
- Climate class: SN-ST
- Connected load: 220 – 240 V / 90 W

Features, comfort

- Suitable for undercounter installation
- Fully automatic defrost inside the cooling chamber
- Easy-to-clean, bright interior
- LED interior lighting
- Electronic temperature control
- Ventilation in base area, no work-top cut-out

Refrigerator compartment

- Cooling chamber: Capacity 108 l
- 2 shelves made of safety glass, 1 of which height-adjustable
- Transparent Vario trays for fruit and vegetables, covered by safety glass panel
- 1 large door rack, 2 small door racks
- Bottle holder in extra deep door rack

**** - Freezer compartment -18°C and lower

- 1 freezer compartment with flap
- Useful capacity 15 l
- Freezing capacity: 2 kg in 24 hours
- Storage time in case of malfunction: 10 hours

Technical data and dimensions (H x W x D)

- Flat hinge
- Height-adjustable front feet
- Door hinged on right, changeable
- Appliance dimensions: 82.0 cm x 59.8 cm x 54.8 cm
- Recess dimensions: 82.0 cm x 60.0 cm x 55.0 cm



Built-in freezer

5FG 22030



Output, consumption

- Energy consumption: 151 kWh / year¹⁾
- Energy consumption: 0.413 kWh / 24 h¹⁾
- Total capacity: 94 l
- Noise: 36 dB (A) re 1 pW
- Climate class: SN-ST
- Connection loads: 220 – 240 V / 90 W

Features, comfort

- 4 frozen produce drawers
- Freezing capacity: 11 kg in 24 hours
- Storage time in case of malfunction: 19 hours
- Super freezing with automatic freeze
- Frozen produce calendar
- Can be combined into a refrigerator / freezer combination with an integrated refrigeration unit

Technical data and dimensions

(H x W x D)

- Drag hinge
- Door hinged on right, changeable
- Appliance dimensions: 87.4 x 53.1 x 54.2 cm
- Recess dimensions: 88.0 x 56.0 x 55.0 cm





BLAUPUNKT

Cold

Free-standing Blaupunkt refrigerators – The cool maverick

A real head-turner in the kitchen, because it leans against the wall. Everything under control, everything at the right temperature, always ready. This is what you who at your side for tackling kitchen projects, such a chilled partner who provides peace of mind. Equipped with technology to prevent ice from building up and food from defrosting when new produce is added. The long-life LED light is also highly reliable.



Super freeze

Super freezing

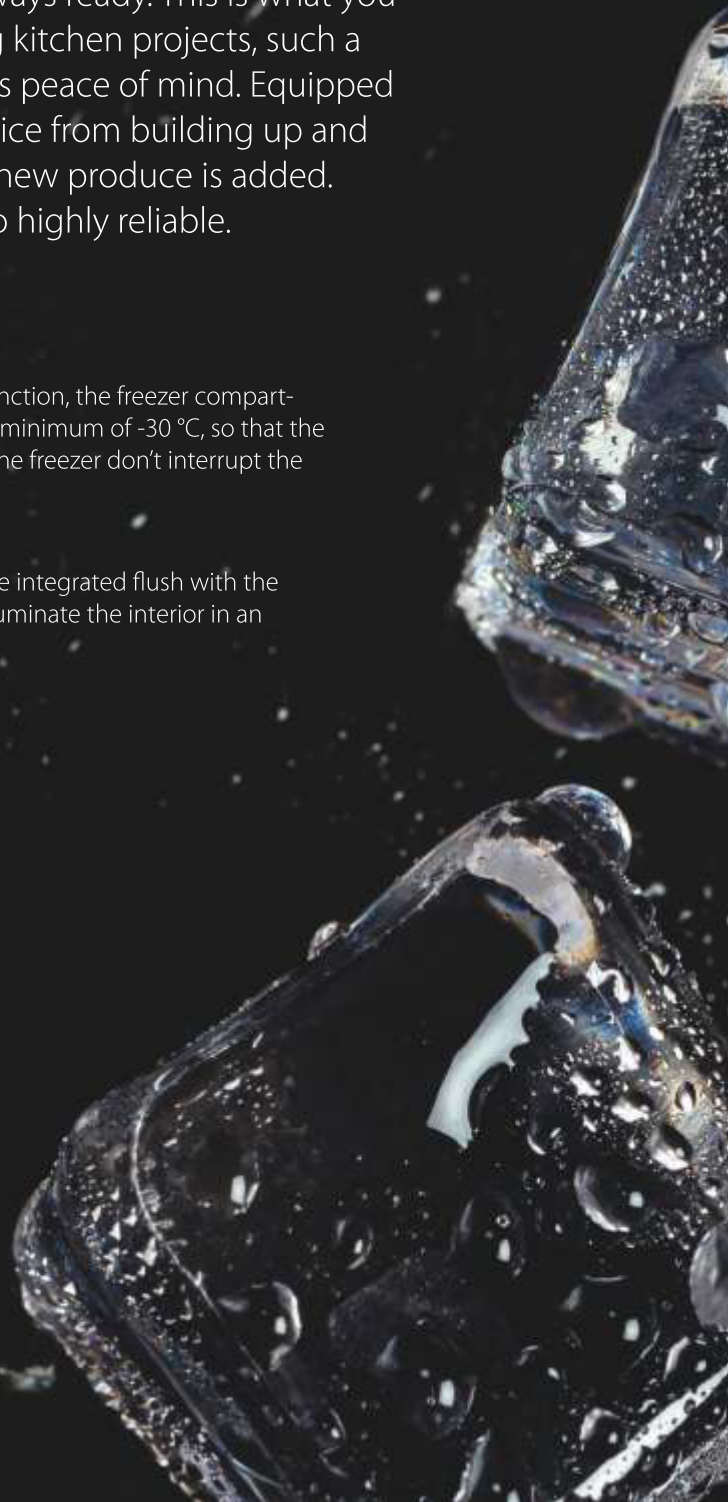
With the super freezing function, the freezer compartment is cooled down to a minimum of -30°C , so that the most recent additions to the freezer don't interrupt the freezing process.



LED

LED light

The long-life LED lamps are integrated flush with the side walls and perfectly illuminate the interior in an uniform manner.



Cooling and freezing

Free-standing refrigerator / freezer combination

5CU 29030



Output, consumption

- Energy consumption: 226 kWh / year ¹⁾
- Energy consumption: 0.619 kWh / 24 h ¹⁾
- Total capacity: 308 l
- Noise: 39 dB (A) re 1 pW
- Climate class: SN-T
- Connection loads: 220 – 240 V / 90 W

Features, comfort

- Free-standing
- Stainless steel look
- Fully automatic defrost inside the fridge
- Easy-to-clean, bright interior
- LED interior lighting in refrigerator compartment
- Electronic temperature control with LED reading

Refrigerator compartment

- Refrigerator: Capacity 214 l
- 4 shelves made of safety glass, 2 of which height-adjustable
- Transparent vario tray for fruit and vegetables, covered by a safety glass panel
- 3 full-width door shelves
- Egg tray
- Metal bottle rack

**** - Freezer compartment

-18 °C and lower

- 3 frozen produce drawers
- Capacity 94 l
- Low Frost
- Big Box
- Freezing capacity: 7 kg in 24 hours
- Storage time in case of malfunction: 23 hours
- Super freezing with automatic freeze
- Frozen produce calendar

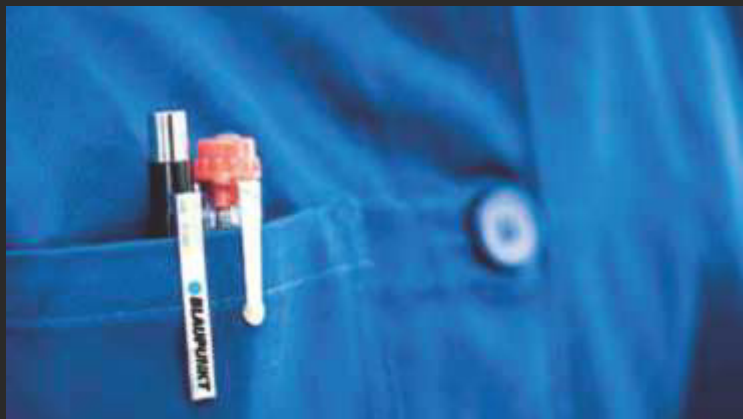
Technical data and dimensions

(H × W × D)

- Door hinged on right, changeable
- Appliance dimensions: 186.0 × 60.0 × 65.0 cm



Services



Thank you for choosing a piece of premium kitchen equipment with Blaupunkt appliances. Our professional service is available to assist you. All question related to built-in kitchen appliances will be professionally answered by the technical experts. Here you will receive all the information on handling, functions and performance.

For customer services, repair services, user advice, spare parts & accessories

Toll free: 1800 209 2096

www.hettich.com



Registered & Head Office:

Hettich India Private Limited
302, Duro-lite House,
Opp. SAB TV, New Link Road,
Andheri (West), Mumbai - 400 053
Phone: +91 22 2674 3289/3356/4089
Fax: +91 22 2674 3267

Delhi Office:

Hettich India Private Limited
A-26/4, 1st floor,
Mohan Co-operative Industrial Estate,
New Delhi - 110 044
Phone: +91 11 4889 4000, 4889 4005
Fax: +91 11 4889 4044

Application Centres:

Bangalore:

Adventz Center, Ground Floor 28,
Cubbon Road, Shivaji Nagar,
Bangalore - 560 001
Ph. No. : +91 80 4530 0400,
+91 80 4530 0401

Mumbai:

202, Duro-lite House, Opp. SAB TV,
New Link Road, Andheri (West),
Mumbai - 400 053
Ph.No. : +91 22 2639 9707

New Delhi:

61, Panchkuian Road,
New Delhi - 110 001
Ph. No. : +91 11 2358 0713,
+91 11 2358 4603

Chennai:

"Heavitree", Ground Floor,
47, Spur Tank Road,
Chetpet, Chennai - 600 031
Ph. No. : +91 44 4263 7227

Ahmedabad:

1st Floor, Unit No. 102,
Safal Pegasus,
Anand Nagar,
Ahmedabad - 380 015,
Ph. No. : +91 79 4032 2824

Chandigarh:

2nd Floor, Aspire Tower,
Plot no. 55, Industrial
& Business park, Phase 1,
Chandigarh - 160 002
Ph. No. : +91 172 5012 347

Hyderabad:

" Sai Krishna "
797 - A, 2nd Floor,
Road No. 36, Jubilee Hills,
Hyderabad - 500 034
Ph. No. :+91 40 2355 8994

Indore:

Office No.106 and 107-A,
"Brilliant Titanium",
Plot No.9, Scheme No.78, Part-II,
Indore - 452 010
Ph. No. : +91 96 9168 4480

Kolkata:

2nd Floor, Unit Number 2A,
Tirumala 22,
East Topsia Road,
Kolkata - 700 046
Ph. No. : +91 98310 12054

Kochi:

41/2062D, 2nd Floor
Palarivattom signal
junction, NH 47 By-pass,
Kochi - 682 028
Ph. No. : +91 48 4402 8242

 **BLAUPUNKT**
BUILT-IN APPLIANCES

Exclusively Marketed in India by

**Hettich**