






Flap Fittings

Technik für Möbel


Hettich

	Upward opening flap fitting	Flap stay	Flap stay
			
Application width / height, inside carcase depth, weight	Lift Junior (P. 4) 300 - 1000 mm / 200 - 500 mm min. 45 mm max. 2.5 kg	KLS 30 (P. 5) 450 - 600 mm / 260 - 500 mm min. 45 mm max. 4.0 kg	Klassik D (P. 6) min. 60 mm / 290 - 625 mm min. 45 mm max. 8.0 kg



The flap makes a comeback.

Win your customers over with good selling points! Flap front panels, for instance: in many cases, they are the most practical solution. They are now undergoing a renaissance after being out of fashion for a while. Hettich flap fittings create modern

highlights in terms of quality and convenience. In kitchens, bathrooms, living rooms and corridors, the Hettich range includes flap fittings for all requirements. High quality, robust and durable.



Our range – your flexibility:
a variety of front panel materials, flap weights and opening angles for perfect solutions.



More than just a bar counter:
the Klassik D flap stay with magnetic stay close function. Particularly efficient installation in System 32.

Flap Fittings

► Summary



Lift

Upward opening flap fittings for different flap weights and opening angles

4



Flap stays

for downward opening flaps

5 - 6



Technical information

► Calculating flap weights

7

Flap Fittings

- ▶ Upward opening flap fitting
- ▶ Lift Junior

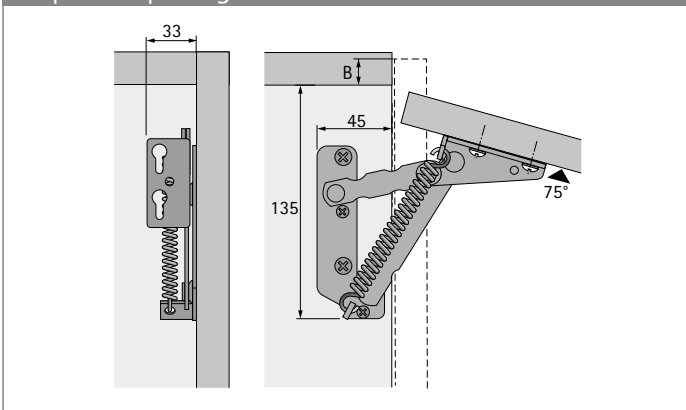
Lift Junior



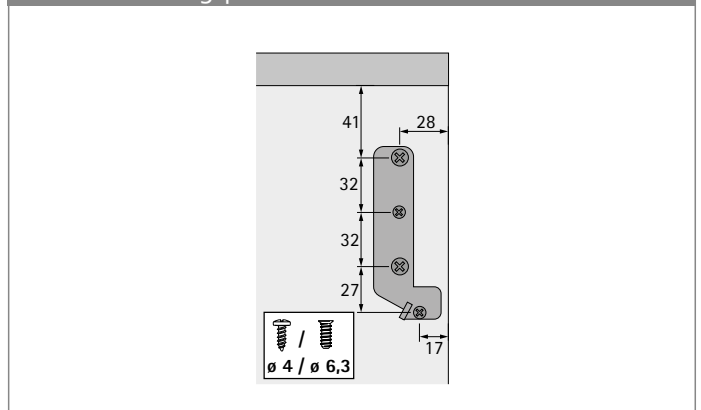
- ▶ For wooden front panels or framed wooden front panels
- ▶ Flap dimensions: height 200 - 500 mm / width 300 - 1000 mm
- ▶ Steel, nickel plated

Opening angle °	Spring force N	Max. flap weight kg	Order no. left hand	Order no. right hand	PU
75	90	2	1 001 144	1 001 145	50 ea.
75	140	2.5	1 001 142	1 001 143	50 ea.

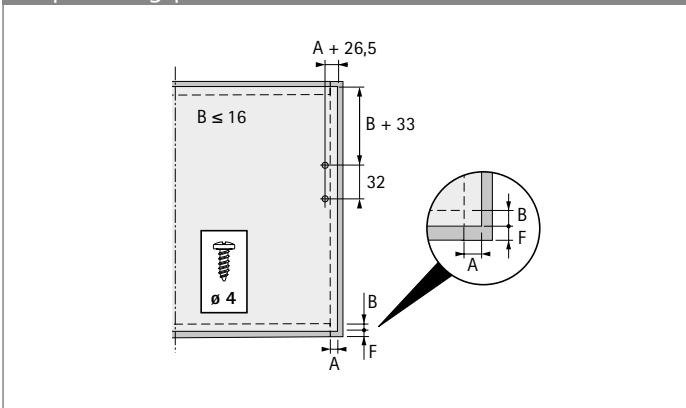
Flap and opening dimensions



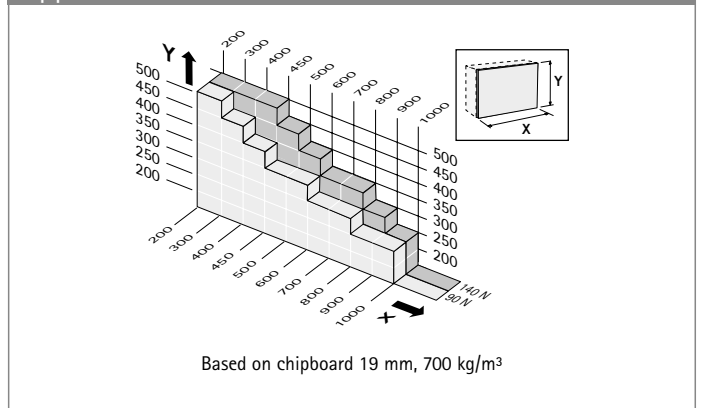
Carcase drilling pattern



Flap drilling pattern



Application



Flap Fittings

- ▶ Flap stay
- ▶ KLS 30

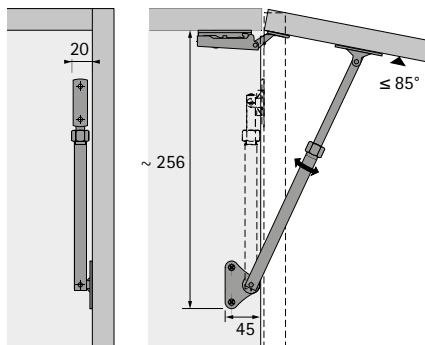
KLS 30



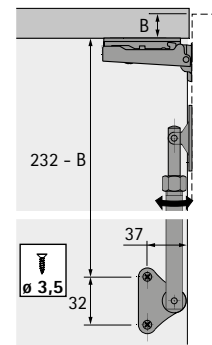
- ▶ For wooden fronts or framed wooden fronts
- ▶ Flap weight including handle 4 kg max. (when using 2 fittings)
- ▶ Adjustable opening force
- ▶ Flap dimensions: height 500 mm max. / width 600 mm max.
- ▶ Can be used on one or both sides
- ▶ Can be used on right or left
- ▶ Concealed hinges must be fitted at the top of the flap, please order separately
- ▶ Steel, nickel plated

Order no.	PU
0 016 179	10 ea.

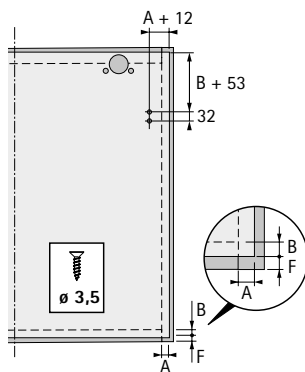
Flap and opening dimensions



Carcase drilling pattern



Flap drilling pattern



Application

Height mm	Width 450 mm	Width 500 mm	Width 600 mm
260	1	1	1
300	1	1	1
400	1	1	2
500	2	2	2

Number of fittings to use depends on flap dimensions based on 19 mm chipboard, 700 kg/m³

Flap Fittings

- ▶ Flap stay
- ▶ Klassik D with L 258 D support

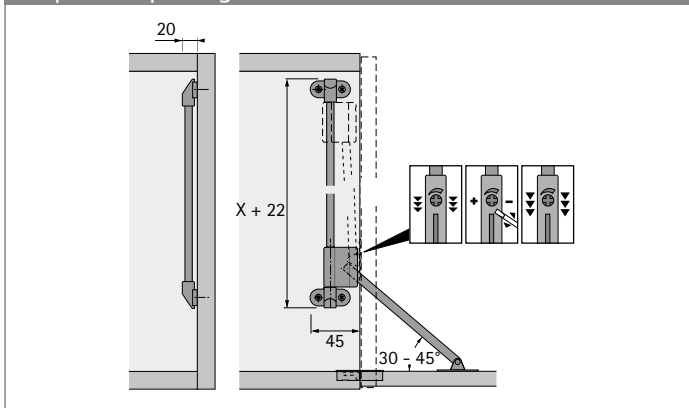
Klassik D with L 258 D support



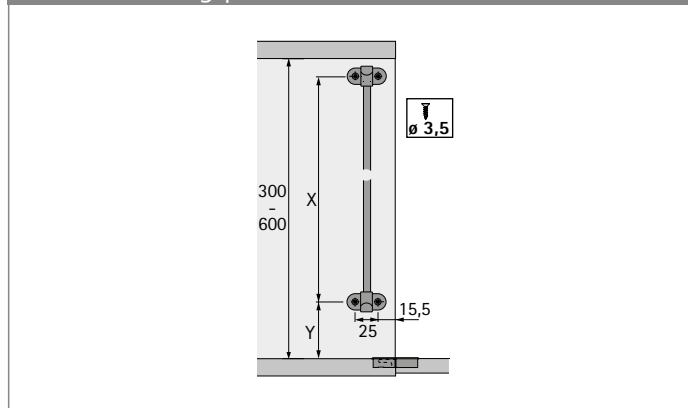
- ▶ For wooden front panels or framed wooden front panels
- ▶ Flap weight including handle max. 4 kg per fitting
- ▶ High quality, zero maintenance braking system with precision adjustment
- ▶ For left side (can also be used on the right after changing over foot)
- ▶ Can be used on one or both sides
- ▶ Markant 11 flap hinges must be fitted at the bottom of the flap, please order separately
- ▶ Steel nickel plated / zinc die-cast nickel plated

Inside carcase height mm	Article	Order no.	PU
300 - 349	Klassik D / 300	1 005 746	10 ea.
350 - 399	Klassik D / 350	1 005 721	10 ea.
400 - 449	Klassik D / 400	1 005 747	10 ea.
450 - 507	Klassik D / 450	0 016 176	10 ea.
508 - 550	Klassik D / 508	0 016 177	10 ea.
551 - 600	Klassik D / 551	1 005 751	10 ea.

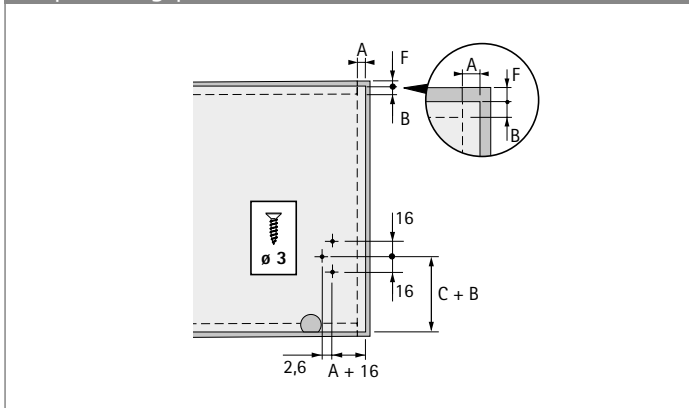
Flap and opening dimensions



Carcase drilling pattern



Flap drilling pattern



Installation dimensions

Inside carcase height mm	Dimension C mm	Dimension X mm	Dimension Y mm
300 - 349	70	182	100
350 - 399	101	224	112
400 - 449	116	252	126
450 - 507	132	272	138
508 - 550	166	322	175
551 - 600	186	372	168

The housing must rest on the lower support when the flap is open.

Flap Fittings

- ▶ Technical information
- ▶ Calculating flap weights

Weight table for chipboard

Chipboard	Flap width mm												
Flap height mm	300	400	500	600	700	800	900	1000	1100	1200	1300	1400	1500
300	1.2	1.6	2.0	2.4	2.8	3.2	3.6	4.0	4.4	4.8	5.2	5.6	6.0
350	1.4	1.9	2.3	2.8	3.3	3.7	4.2	4.7	5.1	5.6	6.1	6.5	7.0
400	1.6	2.2	2.7	3.2	3.7	4.3	4.8	5.3	5.9	6.4	6.9	7.5	8.0
450	1.8	2.4	3.0	3.6	4.2	4.8	5.4	6.0	6.6	7.2	7.8	8.4	9.0
500	2.0	2.7	3.3	4.0	4.7	5.3	6.0	6.7	7.3	8.0	8.7	9.3	10.0
550	2.2	3.0	3.7	4.4	5.1	5.9	6.6	7.3	8.1	8.8	9.5	10.2	11.0
600	2.4	3.2	4.0	4.8	5.6	6.4	7.2	8.0	8.8	9.6	10.4	11.2	12.0
650	2.6	3.5	4.3	5.2	6.1	6.9	7.8	8.7	9.5	10.4	11.2	12.1	13.0
700	2.8	3.7	4.7	5.6	6.5	7.5	8.4	9.3	10.2	11.2	12.1	13.0	14.0
750	3.0	4.0	5.0	6.0	7.0	8.0	9.0	10.0	11.0	12.0	13.0	14.0	15.0
800	3.2	4.3	5.3	6.4	7.5	8.5	9.6	10.6	11.7	12.8	13.8	14.9	16.0
850	3.4	4.5	5.7	6.8	7.9	9.0	10.2	11.3	12.4	13.6	14.7	15.8	17.0
900	3.6	4.8	6.0	7.2	8.4	9.6	10.8	12.0	13.2	14.4	15.6	16.8	18.0
950	3.8	5.0	6.3	7.6	8.8	10.1	11.4	12.6	13.9	15.2	16.4	17.7	19.0

Flap weight in kg (chipboard: 19 mm thick, density = 700 kg/m³)

Weight table for MDF board

MDF	Flap width mm												
Flap height mm	300	400	500	600	700	800	900	1000	1100	1200	1300	1400	1500
300	1.5	2.1	2.6	3.1	3.6	4.1	4.6	5.1	5.6	6.2	6.7	7.2	7.7
350	1.8	2.4	3.0	3.6	4.2	4.8	5.4	6.0	6.6	7.2	7.8	8.4	9.0
400	2.0	2.7	3.4	4.1	4.8	5.5	6.2	6.8	7.5	8.2	8.9	9.6	10.3
450	2.3	3.1	3.9	4.6	5.4	6.2	6.9	7.7	8.5	9.2	10.0	10.8	11.5
500	2.6	3.4	4.3	5.1	6.0	6.8	7.7	8.6	9.4	10.3	11.1	11.9	12.8
550	2.8	3.8	4.7	5.6	6.6	7.5	8.5	9.4	10.4	11.3	12.2	13.2	14.1
600	3.1	4.1	5.1	6.2	7.2	8.2	9.2	10.3	11.3	12.3	13.3	14.4	15.4
650	3.3	4.5	5.6	6.7	7.8	8.9	10.0	11.1	12.2	13.3	14.5	15.6	16.7
700	3.6	4.8	6.0	7.2	8.4	9.6	10.8	12.0	13.2	14.4	15.6	16.8	18.0
750	3.9	5.1	6.4	7.7	9.0	10.3	11.5	12.8	14.1	15.4	16.7	18.0	19.2
800	4.1	5.5	6.8	8.2	9.6	10.9	12.3	13.7	15.1	16.4	17.8	19.2	20.5
850	4.4	5.8	7.3	8.7	10.2	11.6	13.1	14.5	16.0	17.4	18.9	20.4	21.8
900	4.6	6.2	7.7	9.2	10.8	12.3	13.9	15.4	16.9	18.5	20.1	21.6	23.1
950	4.9	6.5	8.1	9.8	11.4	13.0	14.7	16.3	17.9	19.5	21.1	22.7	24.4

Flap weight in kg (MDF: 19 mm thick, density = 900 kg/m³)

Adjustment to different material thicknesses

The values in the tables above refer to 19 mm thick material. The table value must be multiplied by a factor in order to adjust to material of a different thickness.

Formula for conversion

Flap weight = weight of 19 mm thick flap according to table above x factor

Conversion factors

Material thickness mm	Factor
15	0.79
16	0.84
18	0.95
19	1.00
20	1.05
22	1.16
23	1.21
26	1.37
29	1.53



Hettich takes a responsibility for the world we live in. This awareness defines the strict policy of environmental management that we practise. Our environmental officer has taken personal responsibility for these aspects throughout the group of companies over a period of many years. In addition, a separate environment committee has been established for each production site. We regard statutory provisions as minimum requirements. At significant sites we also implement the stringent EMAS Regulation. And we drive forward developments that in future will help to save even more raw materials and support the necessary endeavours towards sustainability.

Hettich environmental management

In 1996 Hettich started introducing effective environmental management systems under the stringent EMAS Regulation (currently: EC Regulation No. 761/2001, including EN ISO 14.001/2004). This not only enables us to

improve our environmental performance on a broad front but also to achieve a high level of safety which, not least, also benefits our customers. This is why we also require our suppliers to meet the necessary minimum standards of environmental protection, industrial safety, health care and social welfare.

The results achieved in the drawer runner and drawer system product segment at the Kirchlengern operation in Germany illustrate the impressive effects these measures have and verifiably demonstrate our tireless endeavours to translate words into action:

Relief to the environment between 1997 and 2008:

Specific water consumption:	56 per cent
Specific power consumption:	21 per cent
Specific heat consumption:	84 per cent
Specific CO ₂ emissions:	29 per cent



Hettich standard for product materials

Hettich underpins its commitment by applying an internal standard for product materials. This ensures that every product – from production to disposal – satisfies all environmental requirements. Hettich products are durable. Appropriately foresighted, our rigorous standards are formulated to ensure that international legislation is also met. This provides a reliable base for marketing furniture worldwide.

Zero-energy building – Hettich Forum

The Hettich Forum building with its neutral energy balance is a shining example of future-proof building design. Photovoltaic panels and a solar collection system providing hot water as well as extensive roof greening and use of rain water underscore this building's overall sustainability

concept in just the same way as the broad use of cellulose insulation material from recycled newspapers, highly efficient heat recovery and the bulb-free lighting concept do.

With the Hettich Group having acquired European Commission GreenBuilding Partner status on 5 March 2009, the comprehensive approach demonstrated by the Hettich Forum has also convinced the adjudicating panel of the national "Green Building Award 2009". Hettich received the first prize to be presented in the "New Building" category.

Technik für Möbel



www.hettich.com

Order no. 9.225 583
1608-014_Hap_fitings_0816_HUS/en

Hettich America, L.P.
4295 Hamilton Mill Road
Suite 400
Buford, GA 30518
Phone: 1-800-438-8424
Fax: 1-800-627-5152
info@hettichamerica.net

Technik für Möbel


Hettich