



Hinge technology for face frame cabinetry:
Optimat

Technik für Möbel


Hettich


Face-frame hinge

- ▶ Optimat Clip-On
- ▶ Hinge technology for face frame cabinetry

Meets and exceeds the requirements
of ANSI/BHMA A156.9

Integrated Silent System

Front locating tabs



Convenient 6-way adjustment

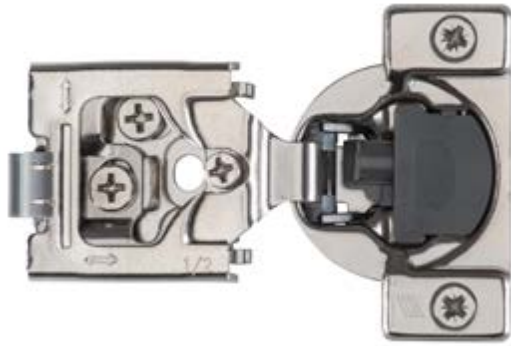
Wrap around mounting for easy assembly

The new Optimat Clip-On with silent system is a two piece compact hinge with integrated silent system that comes in 4 overlays and 6 adjustments.

The Optimat compact hinge allows for easier door installations and adjustments, resulting in reduced installation times and improved efficiency.

Face-frame hinge with Silent System

- ▶ Optimat clip on
- ▶ Opening angle 105°



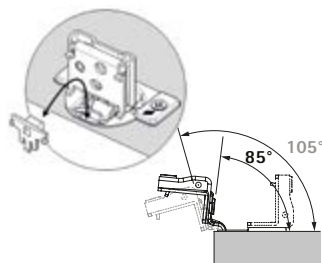
- ▶ 6-way-adjustable face-frame hinge
- ▶ Meets and exceeds the minimum requirements of ANSI/BHMA A156.9 standard
- ▶ Integrated Silent System
- ▶ For door thickness up to 3/4" (19 mm)
- ▶ Cup diameter 1 3/8" (35 mm)
- ▶ Cup depth (minimum drilling depth) 7/16" (11 mm)
- ▶ Cup distance 1/8" (3 mm)
- ▶ Side adjustment
(under 1" overlay) +/- 1.3 mm cam
(over 1" overlay) +/- 1.5 mm cam
- ▶ Depth adjustment + 2.6 mm cam
- ▶ Height adjustment +/- 1.8 mm cam
- ▶ Dampening activation: 35°
- ▶ Open Angle: 105°
- ▶ Optional: 85° angle restrictor and cup spacer

Optimat clip-on with integrated Silent System

Overlay	Overlay	Screw-on TB 42	Press-in TB 43	PU
1/2" (12.7 mm)				200 ea.
3/4" (19.05 mm)				200 ea.
	1 1/4" (32 mm)			200 ea.
	1 5/16" (33.3 mm)			200 ea.

* non stocking item

Angle reduction clip



- ▶ Reduces opening angle to 85°
- ▶ Plastic, grey

Type	Order no.	PU
Angle reduction clip	9 299 081	100 ea.

Face-frame hinge

- ▶ Optimat clip on
- ▶ Opening angle 105°



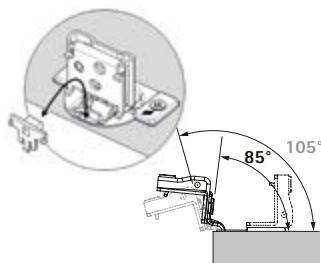
- ▶ 6-way-adjustable face-frame hinge
- ▶ Meets and exceeds the minimum requirements of ANSI/BHMA A156.9 standard
- ▶ For door thickness up to 3/4" (19 mm)
- ▶ Cup diameter 1 3/8" (35 mm)
- ▶ Cup depth (minimum drilling depth) 7/16" (11 mm)
- ▶ Cup distance 1/8" (3 mm)
- ▶ Side adjustment
(under 1" overlay) +/- 1.3 mm cam
(over 1" overlay) +/- 1.5 mm cam
- ▶ Depth adjustment + 2.6 mm cam
- ▶ Height adjustment +/- 1.8 mm cam
- ▶ Open Angle: 105°
- ▶ Optional: 85° angle restrictor and cup spacer

Optimat clip-on

Overlay	Overlay	Press-in TB 43	PU
 1/2" (12.7 mm)	 3/4" (19.05 mm)	 9 295 583 *	200 ea.
		9 295 582	200 ea.
	1 1/4" (32 mm)	9 295 584 *	200 ea.
	1 5/16" (33.3 mm)	9 309 492	200 ea.

* non stocking item

Angle reduction clip




- ▶ Reduces opening angle to 85°
- ▶ Plastic, grey

Type	Order no.	PU
Angle reduction clip	9 299 081	100 ea.

Face-frame hinge with Silent System



- ▶ Optimat 3D
- ▶ Opening angle 105°



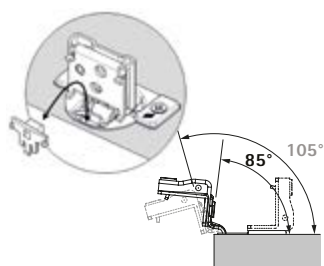
- ▶ 6-way-adjustable face-frame hinge
- ▶ Meets and exceeds the minimum requirements of ANSI/BHMA A156.9 standard
- ▶ Integrated Silent System
- ▶ For door thickness up to 3/4" (19 mm)
- ▶ Cup diameter 1 3/8" (35 mm)
- ▶ Cup depth (minimum drilling depth) 7/16" (11 mm)
- ▶ Cup distance 1/8" (3 mm)
- ▶ Side adjustment
(under 1" overlay) +/- 1.3 mm cam
(1" - 1 5/16" overlay) +/- 1.5 mm cam
- ▶ Depth adjustment + 2.6 mm cam
- ▶ Height adjustment +/- 1.8 mm cam
- ▶ Open Angle: 105°
- ▶ Optional: 85° angle restrictor and cup spacer

Optimat 3D with silent system

Overlay		Screw-on TB 42	Press-in TB 43	PU
1/2" (12.7 mm)				200 ea.
3/4" (19.05 mm)				200 ea.
1" (25.4 mm)				200 ea.
	1 1/4" (32 mm)			200 ea.
	1 5/16" (33.3 mm)			200 ea.

* non stocking item

Angle reduction clip



- ▶ Reduces opening angle to 85°
- ▶ Plastic, grey

Type	Order no.	PU
Angle reduction clip	9 299 081	100 ea.

Face-frame hinge

- ▶ Optimat 3D
- ▶ Opening angle 105°



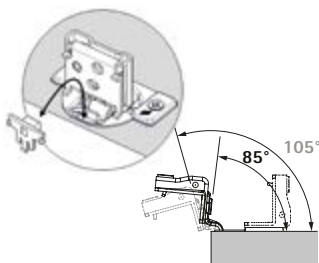
- ▶ 6-way-adjustable face-frame hinge
- ▶ Meets and exceeds the minimum requirements of ANSI/BHMA A156.9 standard
- ▶ For door thickness up to 3/4" (19 mm)
- ▶ Cup diameter 1 3/8" (35 mm)
- ▶ Cup depth (minimum drilling depth) 7/16" (11 mm)
- ▶ Cup distance 1/8" (3 mm)
- ▶ Side adjustment
(under 1" overlay) +/- 1.3 mm cam
(1" - 1 5/16" overlay) +/- 1.5 mm cam
- ▶ Depth adjustment + 2.6 mm cam
- ▶ Height adjustment +/- 1.8 mm cam
- ▶ Open Angle: 105°
- ▶ Optional: 85° angle restrictor and cup spacer

Optimat 3D

Overlay	Overlay	Press-in TB 43	PU
 1/2" (12.7 mm)	 3/4" (19.05 mm)	 9 295 568	200 ea.
		9 295 567	200 ea.
		9 295 585 *	200 ea.
	1 1/4" (32 mm)	9 295 570 *	200 ea.
	1 5/16" (33.3 mm)	9 295 569 *	200 ea.

* non stocking item

Angle reduction clip



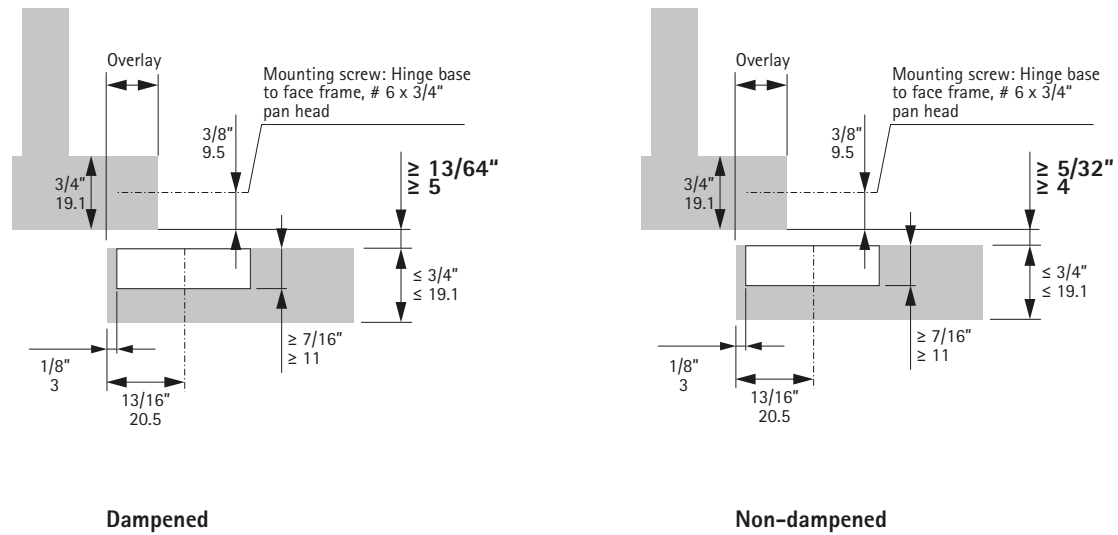
- ▶ Reduces opening angle to 85°
- ▶ Plastic, grey

Type	Order no.	PU
Angle reduction clip	9 299 081	100 ea.

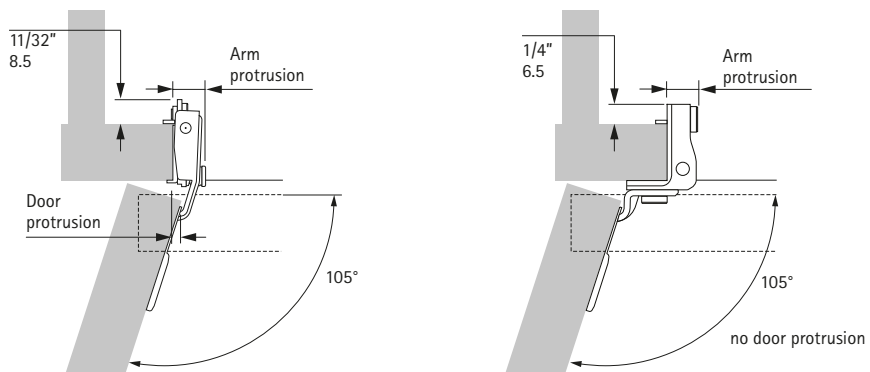
Face-frame hinge

- ▶ Optimat
- ▶ Additional information

Dimension - door closed side mount



Clearance - door open



Overlay	Door protrusion	Arm protrusion
1/2"	1/8" (3.5 mm)	7/16" (11 mm)
3/4"	< 0" (0 mm)	7/16" (11 mm)
1"	< 0" (0 mm)	7/16" (11 mm)

Overlay	Door protrusion	Arm protrusion
1 1/4"	< 0" (0 mm)	13/32" (10 mm)
1 5/16"	< 0" (0 mm)	13/32" (10 mm)

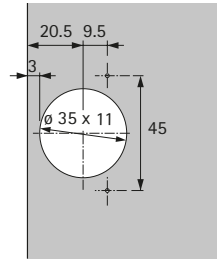
Face-frame hinge

- ▶ Optimat
- ▶ Additional information

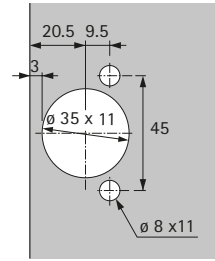
Boring pattern TB screw on 42

Boring pattern TB press-in 43

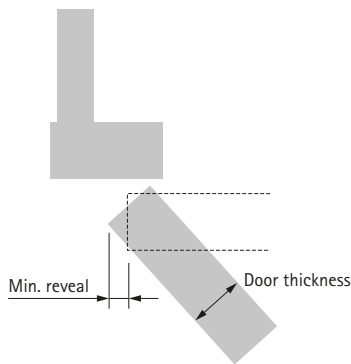
Screw-on TB 42



Press-in TB 43



Minimum reveal

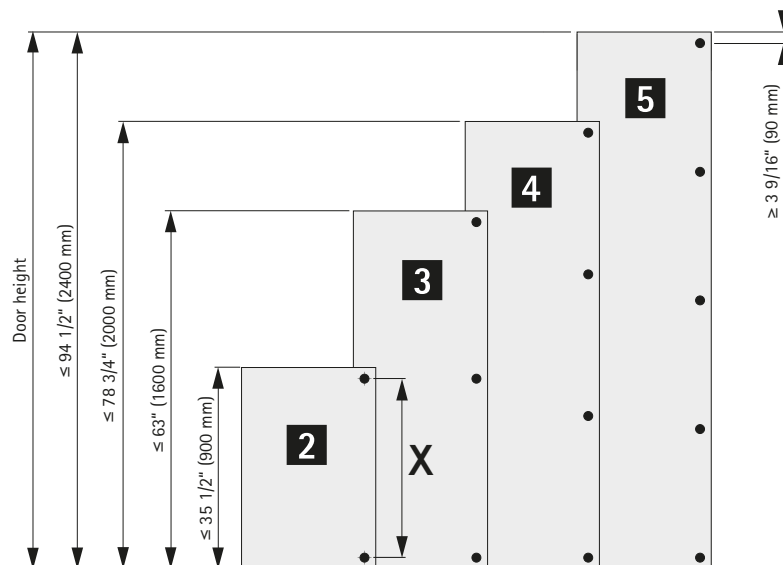


Minimum Reveal			
Door Thickness	5/8" (16 mm)	11/16" (17.5 mm)	3/4" (19 mm)
Minimum Reveal	5/32" (4.2 mm)	7/32" (5.4 mm)	1/4" (6.7 mm)

Based on door with square edge.

Hinges per door

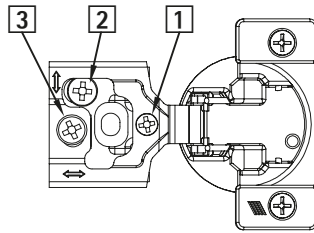
The number of hinges specified in the diagram must be understood as a guide only. Next to the door dimensions the number of hinges is influenced by the weight. In case of doubt, a trial for adjusting the number of hinges is recommended. For reasons of stability, distances (X) between the hinges must always be greater than the width of the door.



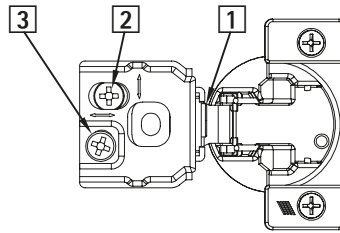
Guide values for 3/4" doors with width up to 23 5/8" (600 mm).

Face-frame hinge

- ▶ Optimat
- ▶ Technical information

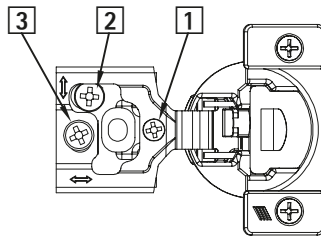


Top view, non-dampened
1/2" overlay
3/4" overlay

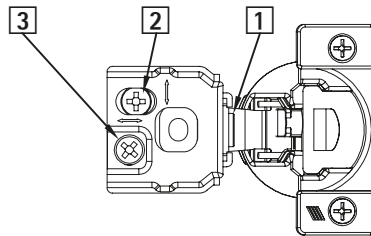


Top view, non-dampened
1" overlay
1-1/4" overlay
1-5/16" overlay

- 1 Overlay adjustment
- 2 Height adjustment
- 3 Depth adjustment

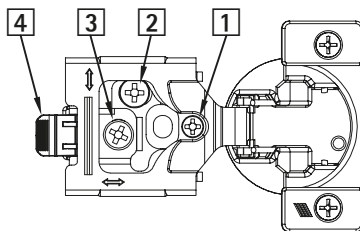


Top view, dampened
1/2" overlay
3/4" overlay

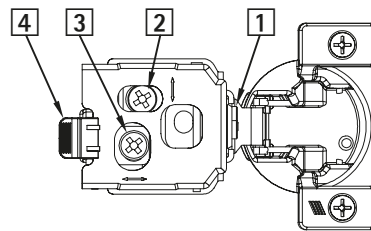


Top view, dampened
1" overlay
1-1/4" overlay
1-5/16" overlay

- 1 Overlay adjustment
- 2 Height adjustment
- 3 Depth adjustment

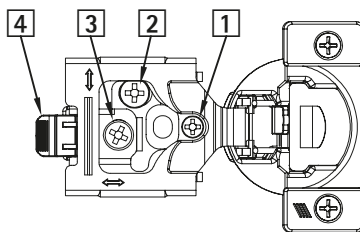


Top view, clip-on,
non-dampened
1/2" overlay
3/4" overlay

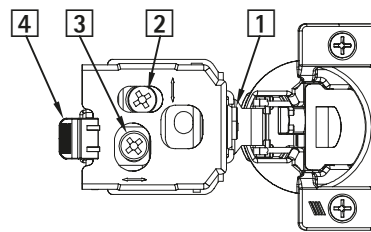


Top view, clip-on,
non-dampened
1-1/4" overlay
1-5/16" overlay

- 1 Overlay adjustment
- 2 Height adjustment
- 3 Depth adjustment
- 4 Quick release



Top view, clip-on,
dampened
1/2" overlay
3/4" overlay



Top view, clip-on,
dampened
1-1/4" overlay
1-5/16" overlay

- 1 Overlay adjustment
- 2 Height adjustment
- 3 Depth adjustment
- 4 Quick release

www.hettich.com

Order no.: 9 291 620
2004-011 _Optimat_ 07/22 _HUS/en

Hettich America LP
4295 Hamilton Mill Road
Suite 400
Buford GA 30518
1.800.438.8424
info@hettichamerica.net
www.hettich.com

Technik für Möbel

