








Overview and Configuration AxisDrive component parts

The possibilities to operate the AxisDrive double drive cover all varieties from simple handset with cable to comfortable and latest state-of-the-art app control.



Item	Version	Description	Reference No.	compatibility		
				AxisDrive IPS	AxisDrive IPS RF	AxisDrive IPSe
Hand set cable 	Cable	6 buttons	2.64.001.00.20	x	x	
Hand set RF 	RF	6 buttons Soft-touch Oberfläche	2.64.001.01.20	x with Bluetooth®/ RF adaptor	x	x with Bluetooth®/ RF adaptor
Hand set cable economic 	Cable	6 buttons	2.64.001.02.20			x
Hand set RF with flashlight function and backlight 	RF	6 buttons 1 additional button for flashlight function backlight Soft-touch surface	2.64.001.03.20	x with Bluetooth®/ RF adaptor	x	x with Bluetooth®/ RF adaptor
Synchronisation cable 	Cable	Synchronisation cable for the synchronous operation of two AxisDrive (same version) with one hand set	2.64.002.01.20	x	x	x
Continuous run control 	Cable	Continuous run control unit for showrooms, exhibition	2.64.002.03.00	x	x	x
Bluetooth® / RF adaptor 	Bluetooth® / RF	Available from May 2018 For adjustment by smartphone or tablet for Android and IOS Bluetooth and RF function in one adaptor	2.64.002.04.20	x	x	x

Further information and details upon request.