



Waste Collecting Systems Specifying Guide: **InnoTech**

Technik für Möbel


Hettich

Waste Collecting Systems Guide


- ▶ About this guide
- ▶ Accessories
- ▶ How to use

This guide will assist you in choosing the right kit of bins and frames for up to 17 combinations of bins for the InnoTech drawer range. Additional customisable options are available upon request, contact our Customer Services team or your Sales Representative for more information.

Also available are a full range of bin accessories including:

- ▶ Lids for all bin sizes
- ▶ Coffee grind 'knock bar' and dust pan/brush (inserts into 11L bucket)
- ▶ Practical dividers for cleaning products
- ▶ Foot pedal for hands-free opening

For more information on accessories, refer to pages 245 - 246 in the InnoTech catalogue.



How To Use

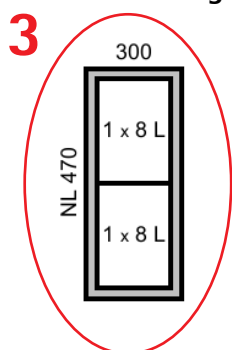
Below outlines all the information you need to know on how to use the guide and how to order.

- 1. Kit Name:** This is the name of the kit, it includes all the products outlined in the information table.
- 2. Kit Code:** Use this code to order.
- 3. Partitioning Guide:** Image which outlines the bin layout and the liter-age.
- 4. Planning Dimensions Image:** the X and Y measurements, to work out the cabinet/bin height requirements, are in the information table.
- 5. Information Table:** Outlines the products included; their product codes (if not ordering as a kit), the description (including dimensions), the planning dimensions and the quantity of each product per kit.

1
IT Pull 300 - 16L

2
915400000

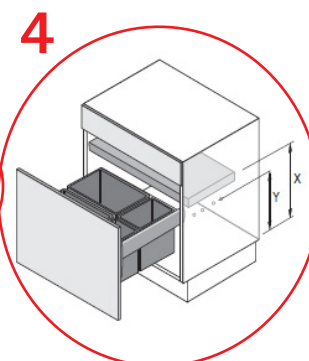
Partitioning



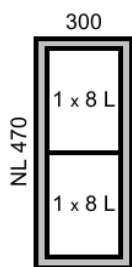
5

Qty. per kit	Product	Description	Planning Dimensions	
			Y mm	X mm
1	913235400	IT Pull frame 300, depth 470mm	Y mm	X mm
2	913237700	IT Pull bin 8L, height 295mm	257	345

Planning Dimensions refer to table

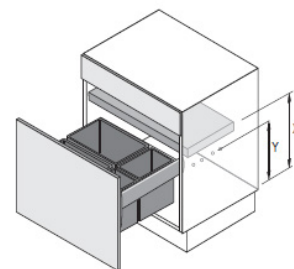


Partitioning



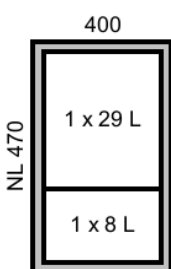
Qty. per kit	Product	Description	Planning Dimensions	
			Y mm	X mm
1	913235400	IT Pull frame 300, depth 470mm		
2	913237700	IT Pull bin 8L, height 295mm	257	345

Planning Dimensions
refer to table



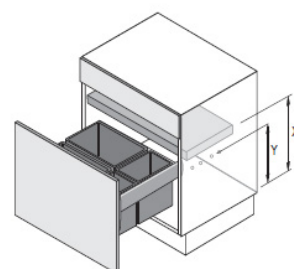
IT Pull 400 - 37L

Partitioning



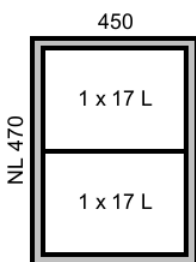
Qty. per kit	Product	Description	Planning Dimensions	
			Y mm	X mm
1	913235500	IT Pull frame 400, depth 470mm		
1	913238100	IT Pull bin 29L, height 460mm	422	510
1	913237700	IT Pull bin 8L height 295mm	257	345

Planning Dimensions
refer to table



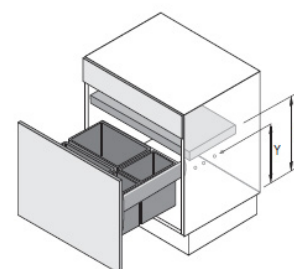
IT Pull 450 - 34L

Partitioning



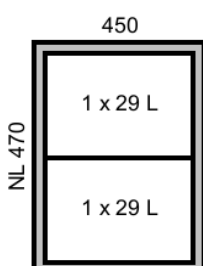
Qty. per kit	Product	Description	Planning Dimensions	
			Y mm	X mm
1	913235600	IT Pull frame 450, depth 470mm		
2	913238000	IT Pull bin 17L height 295mm	257	345

Planning Dimensions
refer to table



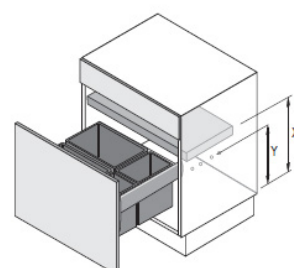
IT Pull 450 - 58L

Partitioning

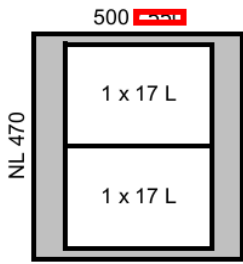


Qty. per kit	Product	Description	Planning Dimensions	
			Y mm	X mm
1	913235600	IT Pull frame 450, depth 470mm		
2	913238100	IT Pull bin 29L, height 460mm	422	510

Planning Dimensions
refer to table



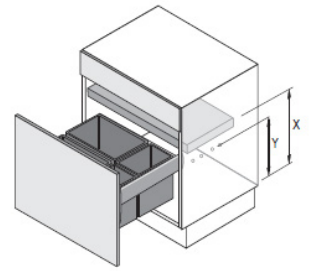
Partitioning



Qty. per kit	Product	Description	Planning Dimensions	
			Y mm	X mm
1	913235700	IT Pull frame 500, depth 470mm		
2	913238000	IT Pull bin 17L, height 295mm	257	345

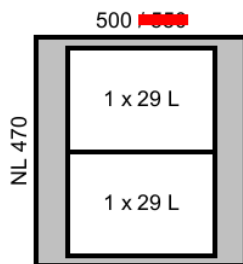
Planning Dimensions

refer to table



IT Pull 500 - 58L

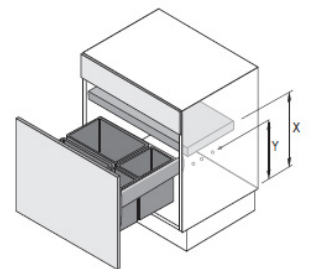
Partitioning



Qty. per kit	Product	Description	Planning Dimensions	
			Y mm	X mm
1	913235700	IT Pull frame 500, depth 470mm		
2	913238100	IT Pull bin 29L, height 460mm	510	422

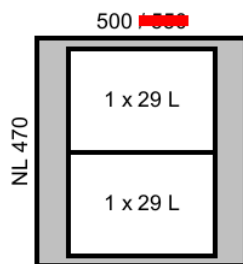
Planning Dimensions

refer to table



IT Pull 500 - 58L

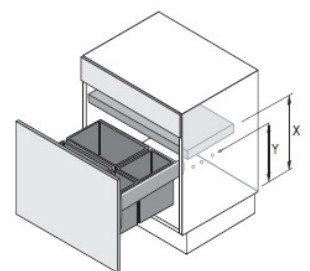
Partitioning



Qty. per kit	Product	Description	Planning Dimensions	
			Y mm	X mm
1	913235700	IT Pull frame 500, depth 470mm		
2	913238100	IT Pull bin 29L, height 460mm	510	422

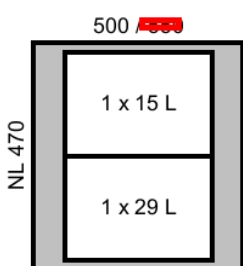
Planning Dimensions

refer to table



IT Pull 500 - 44L

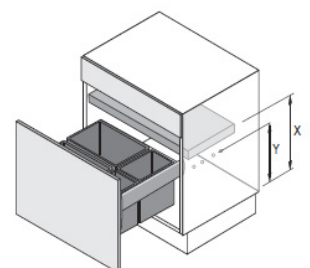
Partitioning



Qty. per kit	Product	Description	Planning Dimensions	
			Y mm	Xmm
1	913235700	IT Pull frame 500, depth 470mm		
1	913238100	IT Pull bin 29L, heght 460mm	422	510
1	913237900	IT Pull bin 15L, height 260mm	222	310

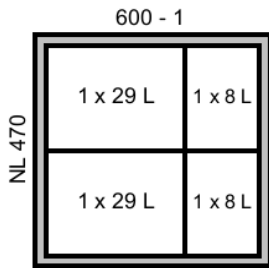
Planning Dimensions

refer to table

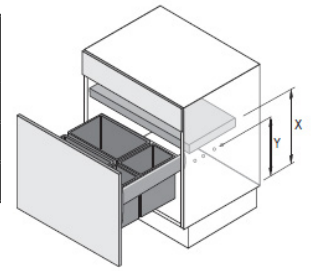


Partitioning

Planning Dimensions
refer to table

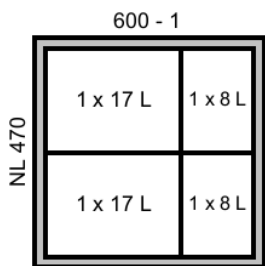


Qty. per kit	Product	Description	Planning Dimensions	
			Y mm	X mm
1	913235900	IT Pull frame 600, depth 470mm		
2	913238100	IT Pull bin 29L, height 460mm	422	510
2	913237700	IT Pull bin 8L, height 295mm	257	345

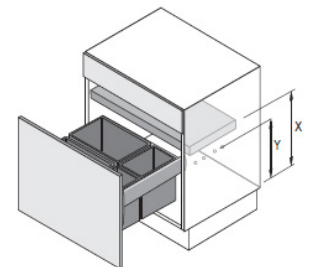


Partitioning

Planning Dimensions
refer to table

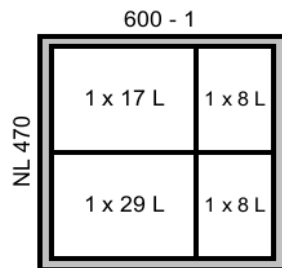


Qty. per kit	Product	Description	Planning Dimensions	
			Y mm	X mm
1	913235900	IT Pull frame 600, depth 470mm		
2	913238000	IT Pull bin 17L, height 295mm	257	345
2	913237700	IT Pull bin 8L height 295mm	257	345

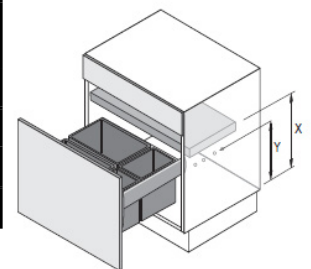


Partitioning

Planning Dimensions
refer to table

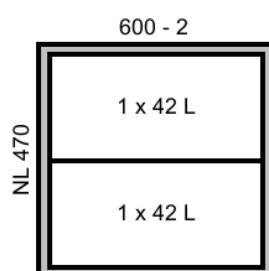


Qty. per kit	Product	Description	Planning Dimensions	
			Y mm	X mm
1	913235900	IT Pull frame 600, depth 470mm		
1	913238000	IT Pull bin 17L, height 295mm	257	345
2	913237700	IT Pull bin 8L, height 295mm	257	345
1	913238100	IT Pull bin 29L, height 460mm	422	510

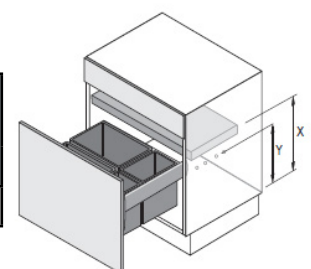


Partitioning

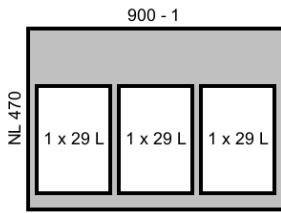
Planning Dimensions
refer to table



Qty. per kit	Product	Description	Planning Dimensions	
			Y mm	X mm
1	913477100	IT Pull 600-2 frame, depth 470mm		
2	913485900	IT Pull bin 42L, height 495mm	457	545

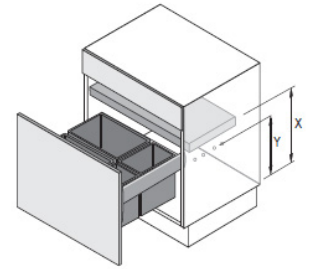


Partitioning



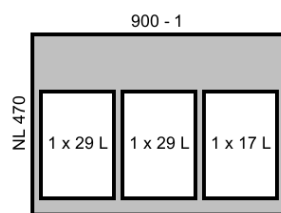
Qty. per kit	Product	Description	Planning Dimensions	
			Y mm	X mm
1	913236000	IT Pull frame 900-1, depth 470mm		
3	913238100	IT Pull bin 29L, height 460mm	422	510

Planning Dimensions
refer to table



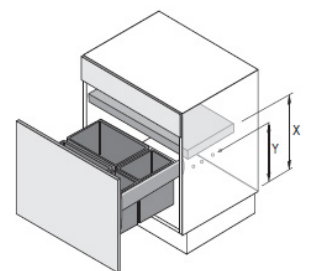
IT Pull 900 - 75L

Partitioning



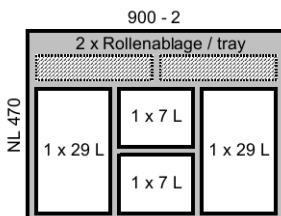
Qty. per kit	Product	Description	Planning Dimensions	
			Y mm	X mm
1	913236000	IT Pull frame 900-1, depth 470mm		
2	913238100	IT Pull bin 29L, height 460mm	422	510
1	913238000	IT Pull bin 17L, height 295mm	257	345

Planning Dimensions
refer to table



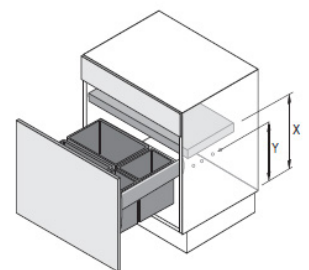
IT Pull 900-2 - 72L with tray

Partitioning



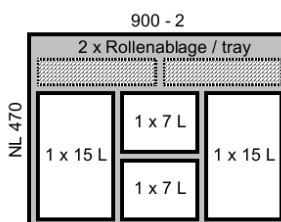
Qty. per kit	Product	Description	Planning Dimensions	
			Y mm	X mm
1	913236100	IT Pull frame 900-2, depth 470mm		
2	913238100	IT Pull bin 29L, height 460mm	422	510
2	913237600	IT Pull bin 7L, height 260mm	222	310

Planning Dimensions
refer to table



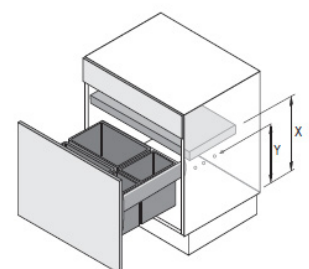
IT Pull 900 -2 44L with tray

Partitioning

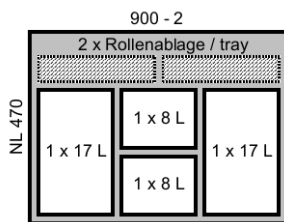


Qty. per kit	Product	Description	Planning Dimensions	
			Y mm	X mm
1	913236100	IT Pull frame 900-2, depth 470mm		
2	913237900	IT Pull bin 15L, height 260mm	222	310
2	913237600	IT Pull bin 7L, height 260mm	222	310

Planning Dimensions
refer to table

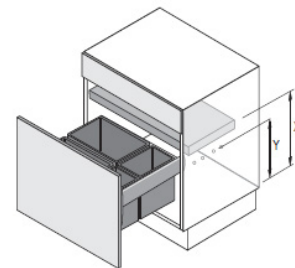


Partitioning



Qty. per kit	Product	Description	Planning Dimensions	
			Y mm	X mm
1	913236100	IT Pull frame 900-2, depth 470mm		
2	913238000	IT Pull bin 17L, height 295mm	257	345
2	913237700	IT Pull bin 8L, height 295mm	257	345

Planning Dimensions
refer to table



www.hettich.com

Technik für Möbel

